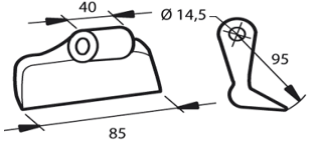
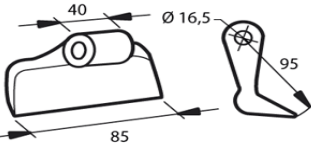
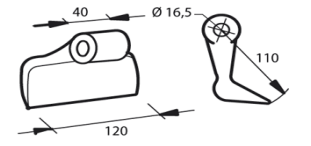
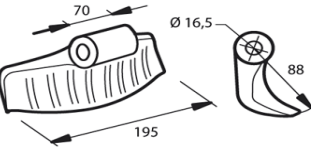


Marca/Modello Machine brand name Marke Maschine Marque de la machine	Rif. Originale Original code Original-Code Code original	Codice Ref. Nr. Re. Nr. Ref. Nr.	Disegno Draw Zeichnung Dessin	Foro Hole Locher Trous	Interasse Center dist. Achsenabstand Entraxe	Peso Weight Gewicht Poids gr	Accessori Accessories Zubehör Accessoires
---	---	---	--	---------------------------------	---	--	--

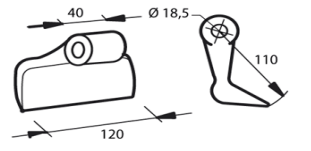
ACMA

MAZZA STAMPATA TL - TLJ	-	MAZ26A		14,5	-	750	-
TLI SENIOR MAZZA STAMPATA	-	MAZ26		16,5	-	750	-
MAZZA STAMPATA TMF - TMS - TMLS	-	MAZ08		16,5	-	1350	BUL10D

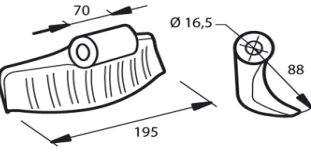
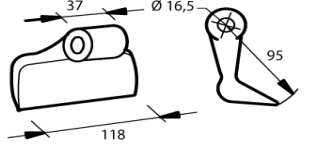
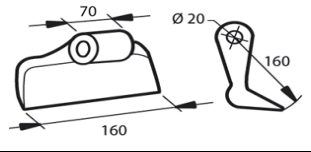
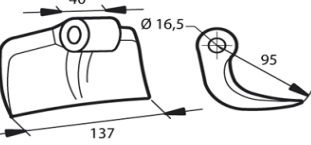
AEDES - PIRCHER

MAZZA STAMPATA	-	MAZ03		16,5	-	2000	BUL10E
----------------	---	-------	---	------	---	------	--------

AGRAM

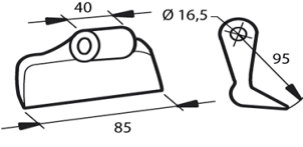
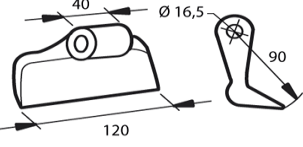
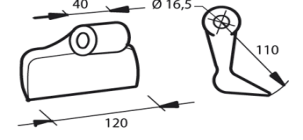
MAZZA STAMPATA	-	MAZ82		18,5	-	1350	-
----------------	---	-------	--	------	---	------	---

AGRICOM

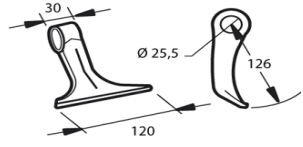
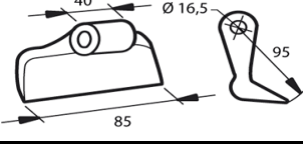
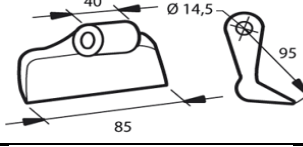
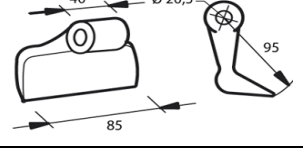
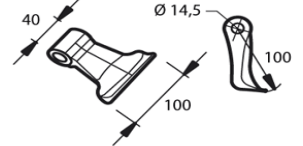
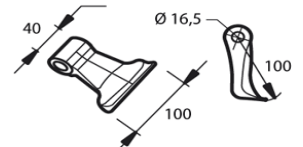
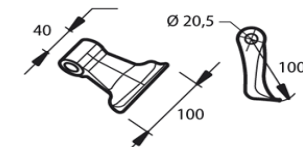
MAZZA STAMPATA	-	MAZ03		16,5	-	2000	BUL10E
MAZZA STAMPATA	-	MAZ95		16,5	-	1370	-
MAZZA STAMPATA	-	MAZ96		20	-	2000	BUL12
MAZZA STAMPATA	-	MAZ01		16,5	-	1600	BUL10D

Marca/Modello Machine brand name Marke Maschine Marque de la machine	Rif. Originale Original code Original-Code Code original	Codice Ref. Nr. Re. Nr. Ref. Nr.	Disegno Draw Zeichnung Dessin	Foro Hole Locher Trous	Interasse Center dist. Achsenabstand Entraxe	Peso Weight Gewicht Poids gr	Accessori Accessories Zubehör Accessoires
---	---	---	--	---------------------------------	---	--	--

AGRICOM

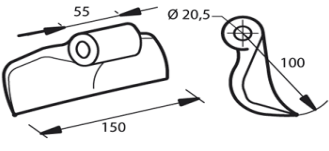
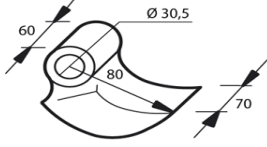
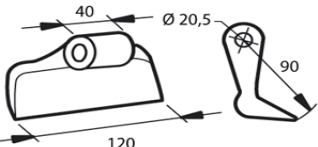
MAZZA STAMPATA	-	MAZ26		16,5	-	750	-
MAZZA STAMPATA TIPO LEGGERO	-	MAZ07		16,5	-	1150	BUL10D
MAZZA STAMPATA TIPO MEDIO	-	MAZ08		16,5	-	1350	BUL10D

AGRIMASTER

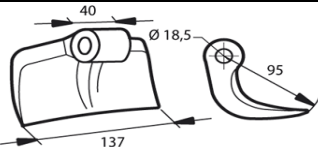
MAZZA STAMPATA RMU - K8 - K8F	-	MAZ39		25,5	-	1030	-
MAZZA STAMPATA	-	MAZ26		16,5	-	750	-
MAZZA STAMPATA - M KL - FL	-	MAZ26A		14,5	-	750	-
MAZZA STAMPATA	-	MAZ26B		20,5	-	700	-
MAZZA STAMPATA - S - K2 - KL - FL	3001095	MAZ32		14,5	-	620	BUL11C
MAZZA STAMPATA	-	MAZ32A		16,5	-	620	-
MAZZA STAMPATA KP - KA - FA - TA	300548	MAZ32B		20,5	-	600	BUL12D

Marca/Modello Machine brand name Marke Maschine Marque de la machine	Rif. Originale Original code Original-Code Code original	Codice Ref. Nr. Re. Nr. Ref. Nr.	Disegno Draw Zeichnung Dessin	Foro Hole Locher Trous	Interasse Center dist. Achsenabstand Entraxe	Peso Weight Gewicht Poids gr	Accessori Accessories Zubehör Accessoires
---	---	---	--	---------------------------------	---	--	--

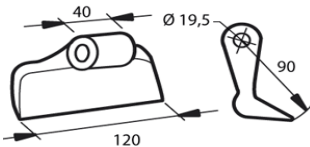
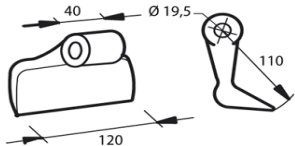
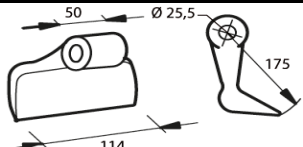
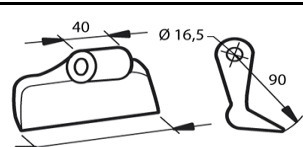
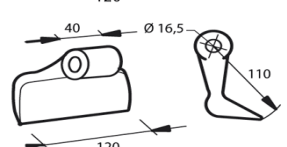
AGRIMASTER

MAZZA STAMPATA KP U	3001119	MAZ10		20,5	-	1650	BUL12- BUL12D
MAZZA STAMPATA FORESTALE AW - AWP	-	MAZ20		30,5	-	1600	-
MAZZA STAMPATA TIPO LEGGERO	-	MAZ06		20,5	-	1150	BUL12D

ALPEGO

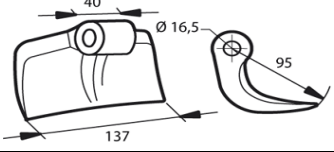
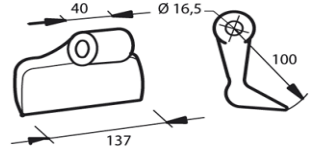
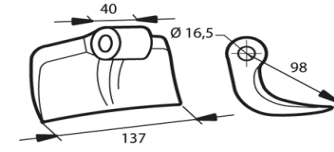
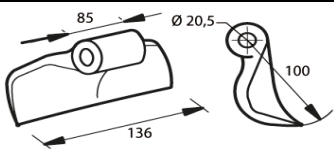
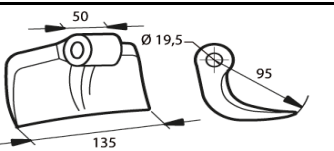
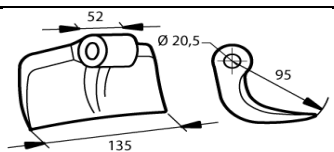
ML - MR MAZZA STAMPATA	-	MAZ16		18,5	-	1600	-
---------------------------	---	-------	---	------	---	------	---

BECCHIO-BERFRALK

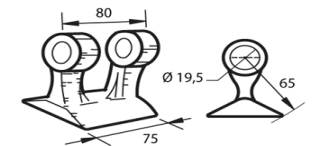
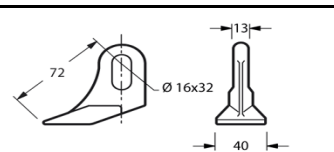
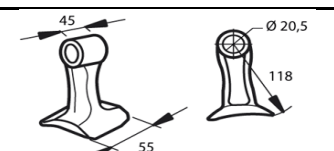

MAZZA STAMPATA TIPO LEGGERO DIAM. 19,5	-	MAZ59		19,5	-	1150	-
MAZZA STAMPATA FORO 19,5	-	MAZ60		19,5	-	1350	-
MAZZA STAMPATA	-	MAZ61		25,5	-	1450	-
MAZZA STAMPATA TIPO LEGGERO	-	MAZ07		16,5	-	1150	BUL10D
MAZZA STAMPATA TMF - TMS - TMLS	-	MAZ08		16,5	-	1350	BUL10D

Marca/Modello Machine brand name Marke Maschine Marque de la machine	Rif. Originale Original code Original-Code Code original	Codice Ref. Nr. Re. Nr. Ref. Nr.	Disegno Draw Zeichnung Dessin	Foro Hole Locher Trous	Interasse Center dist. Achsenabstand Entraxe	Peso Weight Gewicht Poids gr	Accessori Accessories Zubehör Accessoires
---	---	---	--	---------------------------------	---	--	--

BERTI

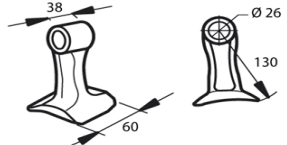
MAZZA STAMPATA	MT/0007	MAZ01		16,5	-	1600	BUL10D
MAZZA STAMPATA	TFB/Y180	MAZ35		16,5	-	1150	BUL10D
MAZZA STAMPATA PESANTE	-	MAZ43		16,5	-	1800	BUL10D
MAZZA STAMPATA MP/0794	-	MAZ49		20,5	-	2300	-
MAZZA STAMPATA TFB/Y 200	TFB/Y200	MAZ47		19,5	-	1870	-
MAZZA STAMPATA	-	MAZ62		20,5	-	1870	-

BOMFORD - TURNER

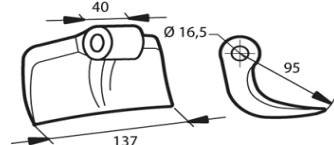
BOMFORT MAZZA STAMPATA	-	MAZ23		19,5	-	715	-
MAZZA STAMPATA	295901	MAZ34		16X32	-	440	ZB141 ZF062
MAZZA STAMPATA	-	MAZ63		20,5	-	850	-
MAZZA STAMPATA	-	MAZ33		26	-	800	-

Marca/Modello Machine brand name Marke Maschine Marque de la machine	Rif. Originale Original code Original-Code Code original	Codice Ref. Nr. Re. Nr. Ref. Nr.	Disegno Draw Zeichnung Dessin	Foro Hole Locher Trous	Interasse Center dist. Achsenabstand Entraxe	Peso Weight Gewicht Poids gr	Accessori Accessories Zubehör Accessoires
---	---	---	--	---------------------------------	---	--	--

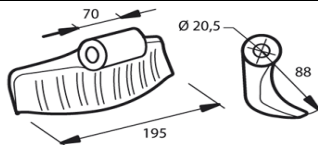
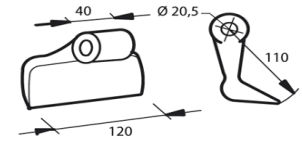
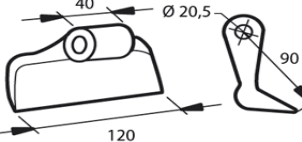
BOMFORD - TURNER

MAZZA STAMPATA MC CONNEL	-	MAZ36		26	-	935	-
-----------------------------	---	-------	--	----	---	-----	---

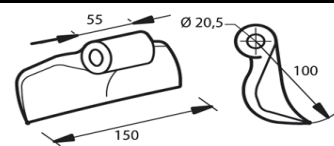
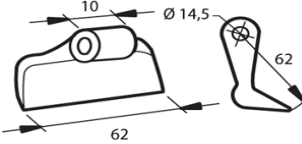
BREVIGLIERI

MAZZA STAMPATA	-	MAZ01		16,5	-	1600	BUL10D
----------------	---	-------	--	------	---	------	--------

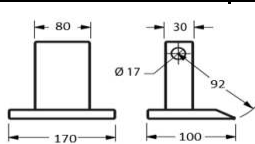
CABE (NUOVA CABE) (COMAGRI)

MAZZA STAMPATA	-	MAZ02		20,5	-	2000	BUL12
MAZZA STAMPATA	-	MAZ08A		20,5	-	1350	BUL12D
MAZZA STAMPATA TIPO LEGGERO	-	MAZ06		20,5	-	1150	BUL12D

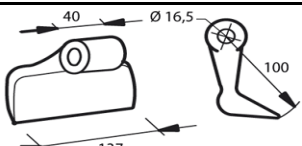
CALDERONI

MAZZA STAMPATA	-	MAZ10		20,5	-	1650	BUL12 BUL12D
MAZZETTA PER TRINCIA INTERFILARE	-	MAZ45		14,5	-	210	-

CASTALDELLI

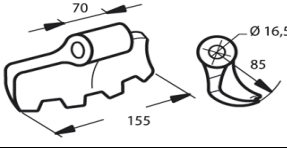
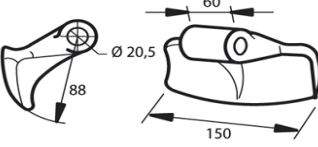
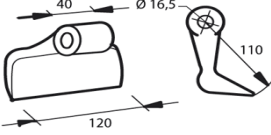
MAZZA SALDATA	-	ZC091		17	-	2635	-
---------------	---	-------	---	----	---	------	---

CELLI

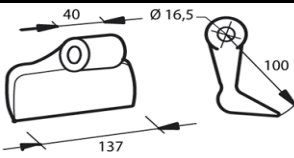
MAZZA STAMPATA	-	MAZ35		16,5	-	1150	BUL10D
----------------	---	-------	--	------	---	------	--------

Marca/Modello Machine brand name Marke Maschine Marque de la machine	Rif. Originale Original code Original-Code Code original	Codice Ref. Nr. Re. Nr. Ref. Nr.	Disegno Draw Zeichnung Dessin	Foro Hole Locher Trous	Interasse Center dist. Achsenabstand Entraxe	Peso Weight Gewicht Poids gr	Accessori Accessories Zubehör Accessoires
---	---	---	--	---------------------------------	---	--	--

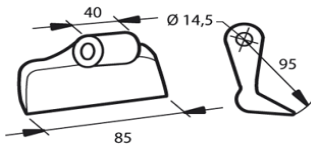
CELLI

MAZZA STAMPATA	-	MAZ17		16,5	-	1500	BUL10I
MAZZA STAMPATA	722580	MAZ15		20,5	-	1750	BUL12D
MAZZA LISCIA VEGA TX	704052	MAZ08		16,5	-	1350	BUL10D

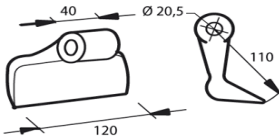
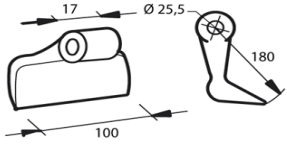
COSMA

MAZZA STAMPATA	-	MAZ35		16,5	-	1150	BUL10D
----------------	---	-------	--	------	---	------	--------

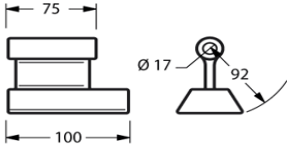
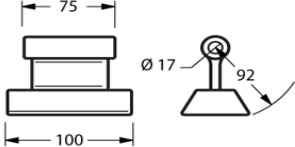
DEL MORINO

FLIPPER MAZZA	-	MAZ26A		14,5	-	750	
---------------	---	--------	--	------	---	-----	--

DESVOYS

MAZZA STAMPATA	497	MAZ08A		20,5	-	1350	BUL12D
MAZZA STAMPATA	-	MAZ65		25,5	-	1250	

DRAGONE

MAZZA COMPOSTA ATTACCO LATERALE	-	MAZ66		17	-	1450	-
MAZZA COMPOSTA ATTACCO CENTRALE	-	MAZ67		17	-	1450	-

Marca/Modello Machine brand name Marke Maschine Marque de la machine	Rif. Originale Original code Original-Code Code original	Codice Ref. Nr. Re. Nr. Ref. Nr.	Disegno Draw Zeichnung Dessin	Foro Hole Locher Trous	Interasse Center dist. Achsenabstand Entraxe	Peso Weight Gewicht Poids gr	Accessori Accessories Zubehör Accessoires
---	---	---	--	---------------------------------	---	--	--

DRAGONE

MAZZA STAMPATA	-	MAZ68		20,5	-	1800	-
MAZZA STAMPATA	-	MAZ69		16,5	-	1260	-
MAZZA STAMPATA	-	MAZ70		18,5	-	1260	-
MAZZA STAMPATA LEGGERA TIPO NUOVO	192.02.652	MAZ71		16,5	-	300	-

FACMA

MAZZA PER TRINCIA XPEL	-	MAZ37A		22,5	-	2790	-
FX - BPEL MAZZA STAMPATA	-	MAZ72		18,5	-	1800	-
MAZZA STAMPATA	-	MAZ73		18,5	-	2000	-

FAE

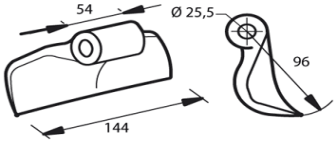
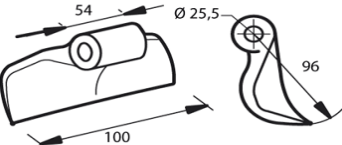
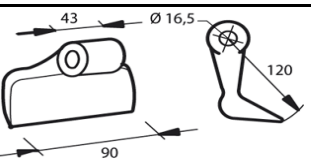
MAZZA STAMPATA FORESTALE	-	MAZ20		30,5	-	1600	-
-----------------------------	---	-------	--	------	---	------	---

FALC

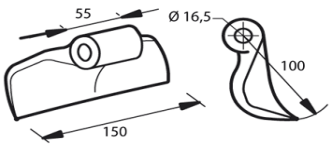
ZENITH	-	MAZ31A		25,5	-	1200	-
--------	---	--------	--	------	---	------	---

Marca/Modello Machine brand name Marke Maschine Marque de la machine	Rif. Originale Original code Original-Code Code original	Codice Ref. Nr. Re. Nr. Ref. Nr.	Disegno Draw Zeichnung Dessin	Foro Hole Locher Trous	Interasse Center dist. Achsenabstand Entraxe	Peso Weight Gewicht Poids gr	Accessori Accessories Zubehör Accessoires
---	---	---	--	---------------------------------	---	--	--

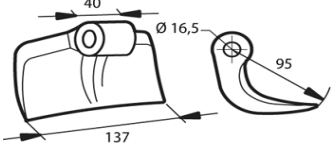
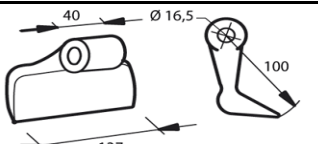
FALC

COBRA MAZZA STAMPATA	420682	MAZ27		25,5	-	2300	-
ZENITH	660000	MAZ31		25,5	-	1200	-
COBRA SPECIAL	450433	MAZ30		16,5	-	1200	-

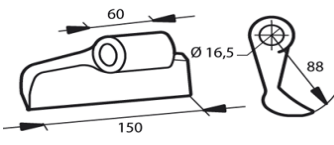
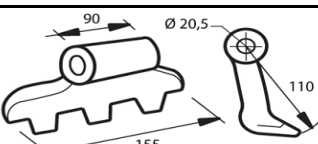
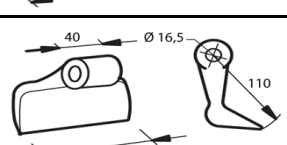
FALCONERO

MAZZA STAMPATA	-	MAZ09		16,5	-	1650	BUL10I
----------------	---	-------	---	------	---	------	--------

FAUSTINI

MAZZA STAMPATA	-	MAZ01		16,5	-	1600	BUL10D
MAZZA STAMPATA	-	MAZ35		16,5	-	1150	BUL10D

FERRAND

MAZZA STAMPATA	-	MAZ15A		16,5	-	1450	-
MAZZA STAMPATA	-	MAZ11		20,5	-	1800	-
MAZZA STAMPATA	-	MAZ08		16,5	-	1350	BUL10D

Marca/Modello Machine brand name Marke Maschine Marque de la machine	Rif. Originale Original code Original-Code Code original	Codice Ref. Nr. Re. Nr. Ref. Nr.	Disegno Draw Zeichnung Dessin	Foro Hole Locher Trous	Interasse Center dist. Achsenabstand Entraxe	Peso Weight Gewicht Poids gr	Accessori Accessories Zubehör Accessoires
---	---	---	--	---------------------------------	---	--	--

FERRI

MAZZA STAMPATA		MAZ05		17		2350	BUL10E
MAZZA STAMPATA	-	MAZ48A		17	-	2350	BUL10E
TS. BIDIREZIONALE	901141	MAZ48			-	940	-
MT MAZZA STAMPATA	-	MAZ12B		16,5	-	770	-
MAZZA STAMPATA	-	MAZ06A		14,5	-	1150	-
MAZZA STAMPATA	-	MAZ28		16,5	-	1300	-
MAZZA STAMPATA TIPO LEGGERO	-	MAZ07		16,5	-	1150	BUL10D
MAZZA SALDATA	-	ZF026		17	-	2390	-

FISCHER

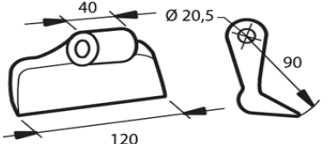
MAZZA STAMPATA	-	MAZ17		16,5	-	1500	BUL56
----------------	---	-------	--	------	---	------	-------

FORIGO-ROTERTALIA

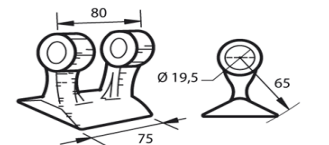
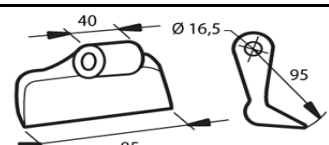
MAZZA STAMPATA	-	MAZ08A		20,5	-	1350	BUL12D
----------------	---	--------	--	------	---	------	--------

Marca/Modello Machine brand name Marke Maschine Marque de la machine	Rif. Originale Original code Original-Code Code original	Codice Ref. Nr. Re. Nr. Ref. Nr.	Disegno Draw Zeichnung Dessin	Foro Hole Locher Trous	Interasse Center dist. Achsenabstand Entraxe	Peso Weight Gewicht Poids gr	Accessori Accessories Zubehör Accessoires
---	---	---	--	---------------------------------	---	--	--

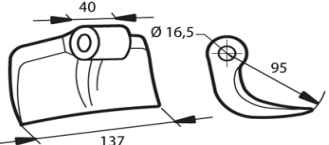
FORIGO-ROTERTALIA

MAZZA STAMPATA	-	MAZ06		20,5	-	1150	BUL12D
----------------	---	-------	--	------	---	------	--------

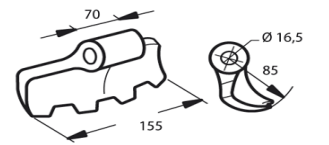
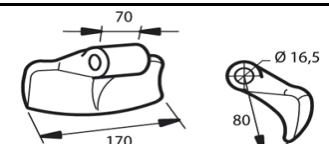
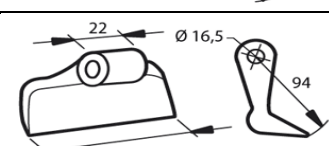
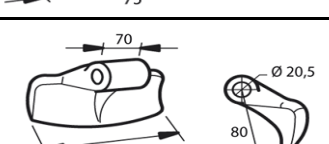
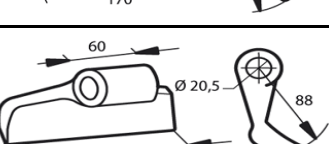
GL1

MAZZA STAMPATA	-	MAZ23		19,5	-	715	-
MAZZA STAMPATA	-	MAZ26		16,5	-	750	-

HERMES

CASTOR	-	MAZ01		16,5	-	1600	BUL10D
--------	---	-------	---	------	---	------	--------

HMF FREI

MAZZA STAMPATA	-	MAZ17		16,5	-	1500	BUL10I
MAZZA STAMPATA	-	MAZ64		16,5	-	1600	BUL10I
MAZZA STAMPATA	-	MAZ74		16,5	-	700	-
MAZZA STAMPATA	-	MAZ64A		20,5	-	1600	-
MAZZA STAMPATA	-	MAZ75		20,5	-	1450	-

Marca/Modello Machine brand name Marke Maschine Marque de la machine	Rif. Originale Original code Original-Code Code original	Codice Ref. Nr. Re. Nr. Ref. Nr.	Disegno Draw Zeichnung Dessin	Foro Hole Locher Trous	Interasse Center dist. Achsenabstand Entraxe	Peso Weight Gewicht Poids gr	Accessori Accessories Zubehör Accessoires
---	---	---	--	---------------------------------	---	--	--

HYMACH

MAZZA STAMPATA	-	MAZ34		16X32	-	440	ZB141 ZF062
MAZZA STAMPATA	-	MAZ26		16,5	-	750	-

KUHN

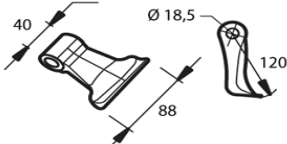
MAZZA STAMPATA	-	MAZ31		25,5	-	1800	-
MAZZA STAMPATA	6061900	MAZ76		16,5	-	900	-
MAZZA STAMPATA TIPO PESANTE	6061699	MAZ61		25,5	-	1450	-
MAZZA STAMPATA	-	MAZ11		20,5	-	1800	-
MAZZA STAMPATA	6061700 / 1891002	MAZ77		16,5	-	1300	BUL22

KVERNELAND - MALETTI

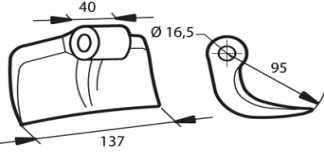
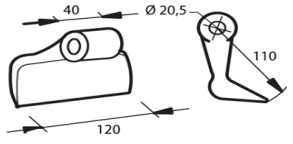
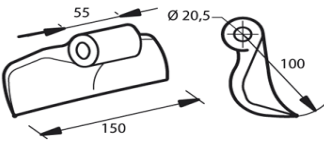
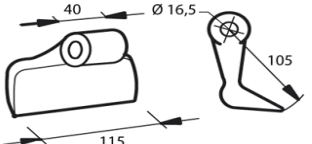
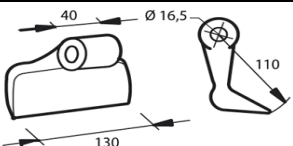
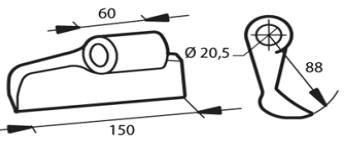
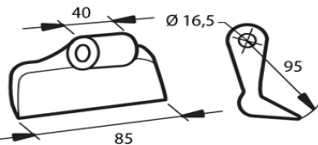
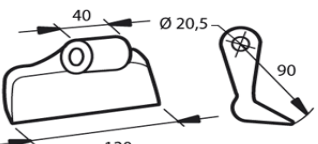
MAZZA STAMPATA TIPO NUOVO	-	MAZ78		16,5	-	1300	-
MAZZA STAMPATA	-	MAZ09		16,5	-	1650	BUL10I

Marca/Modello Machine brand name Marke Maschine Marque de la machine	Rif. Originale Original code Original-Code Code original	Codice Ref. Nr. Re. Nr. Ref. Nr.	Disegno Draw Zeichnung Dessin	Foro Hole Locher Trous	Interasse Center dist. Achsenabstand Entraxe	Peso Weight Gewicht Poids gr	Accessori Accessories Zubehör Accessoires
---	---	---	--	---------------------------------	---	--	--

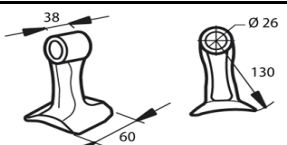
LAGARDE

MAZZA STAMPATA	-	MAZ79		18,5	-	1400	-
----------------	---	-------	--	------	---	------	---

MASCHIO

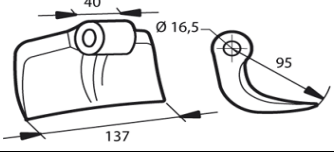
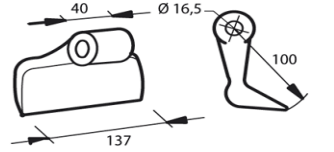
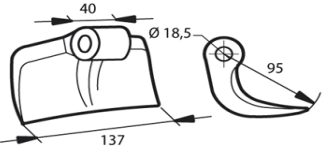
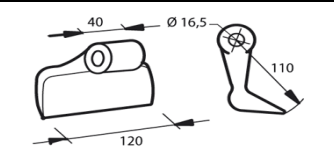
MAZZA STAMPATA	T21004030	MAZ01		16,5	-	1600	BUL10D
MAZZA STAMPATA	-	MAZ08A		20,5	-	1350	BUL12D
MAZZA STAMPATA	-	MAZ10		20,5	-	1650	BUL12- BUL12D
MAZZA STAMPATA TIPO NUOVO	-	MAZ78		16,5	-	1300	-
VITA - BRAVA/BC MAZZA STAMPATA FORO 16,5	24004025	MAZ44		16,5	-	1500	-
MAZZA STAMPATA	3400410	MAZ75		20,5	-	1450	-
BARBIE	M07400950	MAZ26		16,5	-	750	-
MAZZA STAMPATA TIPO LEGGERO	-	MAZ06		20,5	-	1150	BUL12D

MC CONNEL

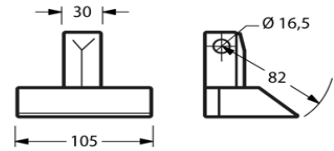
MAZZA STAMPATA MC CONNEL	-	MAZ36		26	-	935	-
-----------------------------	---	-------	--	----	---	-----	---

Marca/Modello Machine brand name Marke Maschine Marque de la machine	Rif. Originale Original code Original-Code Code original	Codice Ref. Nr. Re. Nr. Ref. Nr.	Disegno Draw Zeichnung Dessin	Foro Hole Locher Trous	Interasse Center dist. Achsenabstand Entraxe	Peso Weight Gewicht Poids gr	Accessori Accessories Zubehör Accessoires
---	---	---	--	---------------------------------	---	--	--

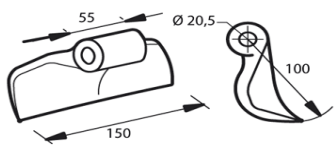
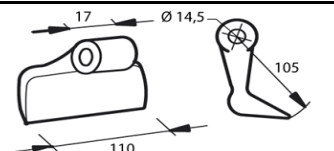
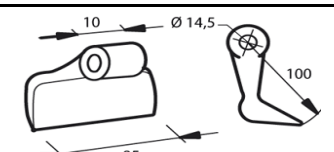
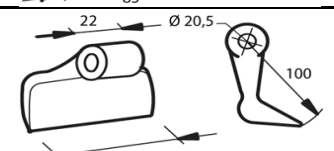
MEAAT

MAZZA STAMPATA	-	MAZ01		16,5	-	1600	BUL10D
MAZZA STAMPATA	-	MAZ35		16,5	-	1150	BUL10D
MAZZA STAMPATA	-	MAZ16		18,5	-	1600	-
MAZZA STAMPATA	-	MAZ08		16,5	-	1350	BUL10D

MERITANO

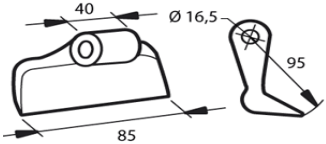
MAZZA STAMPATA	-	MAZ80		16,5	-	1270	-
----------------	---	-------	--	------	---	------	---

MURATORI

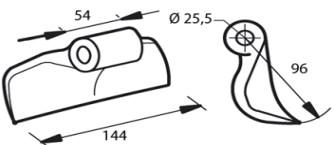
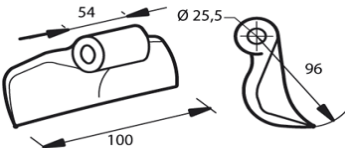
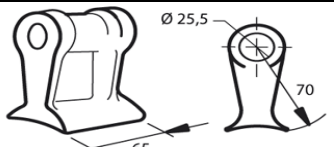
MAZZA STAMPATA	-	MAZ10		20,5	-	1650	BUL12- BUL12D
MAZZA STAMPATA TIPO NUOVO	-	MAZ53		14,5	-	700	-
MAZZA STAMPATA LEGGERA TIPO NUOVO	-	MAZ45		14,5	-	390	-
MAZZA STAMPATA	-	MAZ12		20,5	-	770	BOC04

Marca/Modello Machine brand name Marke Maschine Marque de la machine	Rif. Originale Original code Original-Code Code original	Codice Ref. Nr. Re. Nr. Ref. Nr.	Disegno Draw Zeichnung Dessin	Foro Hole Locher Trous	Interasse Center dist. Achsenabstand Entraxe	Peso Weight Gewicht Poids gr	Accessori Accessories Zubehör Accessoires
---	---	---	--	---------------------------------	---	--	--

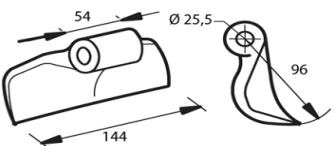
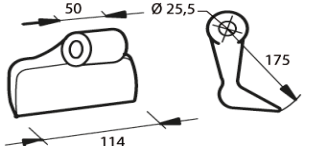
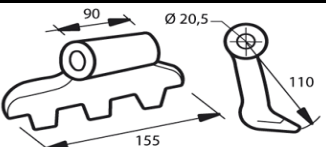
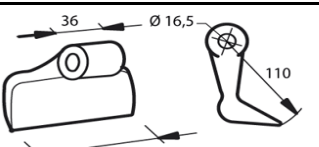
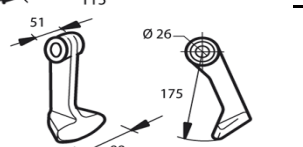
MURATORI

MAZZA STAMPATA	-	MAZ26		16,5	-	750	-
----------------	---	-------	--	------	---	-----	---

NICOLAS

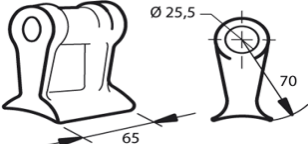
MAZZA STAMPATA	-	MAZ27		25,5	-	2300	-
MAZZA STAMPATA	-	MAZ31		25,5	-	1200	-
MAZZA STAMPATA	360.15.048	MAZ14		25,5	-	470	-

NOBILI

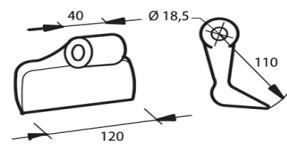
VKP	-	MAZ27		25,5	-	2300	-
BNG - BNU - RM	-	MAZ51		25,5	-	1450	-
MAZZA STAMPATA	-	MAZ11		20,5	-	1800	-
BNE - VKD - TT	1891002	MAZ77		16,5	-	1300	BUL22
BNU	2555002	MAZ81		26	-	2190	-

Marca/Modello Machine brand name Marke Maschine Marque de la machine	Rif. Originale Original code Original-Code Code original	Codice Ref. Nr. Re. Nr. Ref. Nr.	Disegno Draw Zeichnung Dessin	Foro Hole Locher Trous	Interasse Center dist. Achsenabstand Entraxe	Peso Weight Gewicht Poids gr	Accessori Accessories Zubehör Accessoires
---	---	---	--	---------------------------------	---	--	--

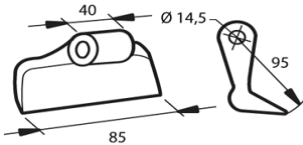
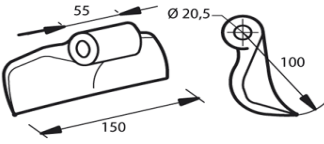
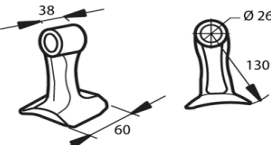
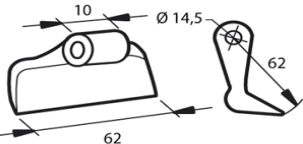
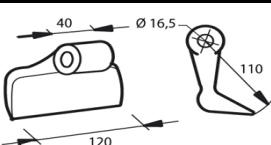
NOREMAT

MAZZA STAMPATA	360.15.048	MAZ14		25,5	-	470	-
----------------	------------	-------	--	------	---	-----	---

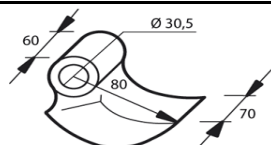
OMARV

MAZZA STAMPATA	-	MAZ82		18,5	-	1350	-
----------------	---	-------	---	------	---	------	---

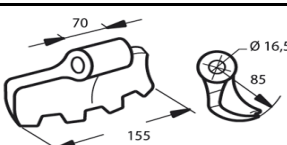
ORSI

MAZZA STAMPATA	23006	MAZ26A		14,5	-	750	-
MAZZA STAMPATA	23012	MAZ10		20,5	-	1650	BUL12- BUL12D
MAZZA STAMPATA	23007	MAZ36		26	-	935	-
MINI MAZZA	-	MAZ45		14,5	-	210	-
MAZZA STAMPATA	23066	MAZ08		16,5	-	1350	BUL10D

OSMA

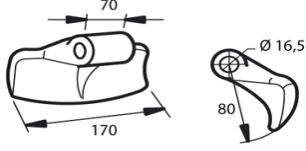
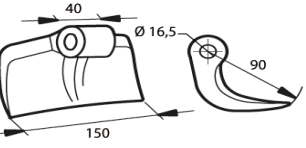
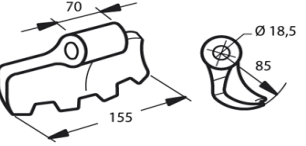
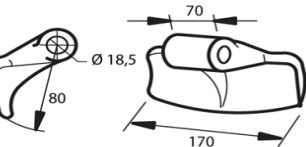
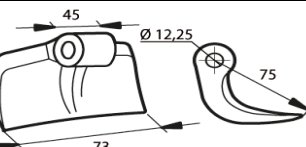
MAZZA STAMPATA	-	MAZ20		30,5	-	1600	-
----------------	---	-------	---	------	---	------	---

PALLADINO

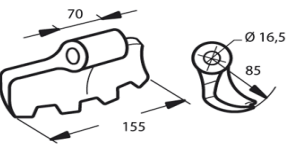
MAZZA STAMPATA	-	MAZ17		16,5	-	1500	BUL10I
----------------	---	-------	---	------	---	------	--------

Marca/Modello Machine brand name Marke Maschine Marque de la machine	Rif. Originale Original code Original-Code Code original	Codice Ref. Nr. Re. Nr. Ref. Nr.	Disegno Draw Zeichnung Dessin	Foro Hole Locher Trous	Interasse Center dist. Achsenabstand Entraxe	Peso Weight Gewicht Poids gr	Accessori Accessories Zubehör Accessoires
---	---	---	--	---------------------------------	---	--	--

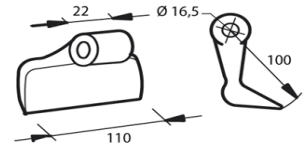
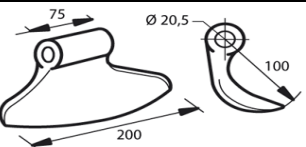
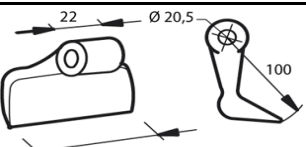
PALLADINO

MAZZA STAMPATA	-	MAZ64		16,5	-	1600	BUL10I
MAZZA STAMPATA	-	MAZ83		16,5	-	1590	-
MAZZA STAMPATA	-	MAZ17A		18,5	-	1500	-
MAZZA STAMPATA	-	MAZ64B		18,5	-	1600	-
MINI MAZZA STAMPATA	-	MAZ84		12,25	-	380	-

PEGORARO (FORT - PEGORARO)

MAZZA STAMPATA	-	MAZ17		16,5	-	1500	BUL10I
----------------	---	-------	--	------	---	------	--------

PERFECT

MAZZA STAMPATA	-	MAZ12B		16,5	-	770	-
MAZZA STAMPATA	-	MAZ85		20,5	-	2100	BUL12
MAZZA STAMPATA	-	MAZ12		20,5	-	770	BOC04

Marca/Modello Machine brand name Marke Maschine Marque de la machine	Rif. Originale Original code Original-Code Code original	Codice Ref. Nr. Re. Nr. Ref. Nr.	Disegno Draw Zeichnung Dessin	Foro Hole Locher Trous	Interasse Center dist. Achsenabstand Entraxe	Peso Weight Gewicht Poids gr	Accessori Accessories Zubehör Accessoires
---	---	---	--	---------------------------------	---	--	--

PERUGINI CONCEPT

MAZZA STAMPATA	-	MAZ78		16,5	-	1300	-
MAZZA STAMPATA	-	MAZ26		16,5	-	750	-
GT - MT	-	MAZ08		16,5	-	1350	BUL10D

PERUZZO

MAZZA STAMPATA	-	MAZ26		16,5	-	750	-
----------------	---	-------	--	------	---	-----	---

PROCOMAS

MAZZA STAMPATA	901141	MAZ48		25,5	-	940	-
MAZZA STAMPATA	-	MAZ14		25,5	-	470	-
MAZZA STAMPATA	-	MAZ26		16,5	-	750	-

QUIVOGNE

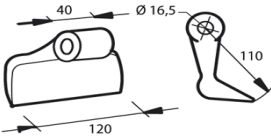
MAZZA STAMPATA	3140/85	MAZ86		25,5	-	1300	-
----------------	----------------	-------	--	------	---	------	---

RINIERI

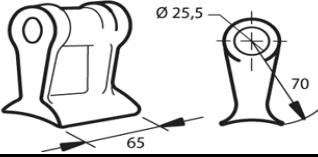
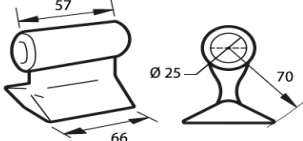
MAZZA STAMPATA	1371661	MAZ15		20,5	-	1750	BUL12D
----------------	----------------	-------	--	------	---	------	--------

Marca/Modello Machine brand name Marke Maschine Marque de la machine	Rif. Originale Original code Original-Code Code original	Codice Ref. Nr. Re. Nr. Ref. Nr.	Disegno Draw Zeichnung Dessin	Foro Hole Locher Trous	Interasse Center dist. Achsenabstand Entraxe	Peso Weight Gewicht Poids gr	Accessori Accessories Zubehör Accessoires
---	---	---	--	---------------------------------	---	--	--

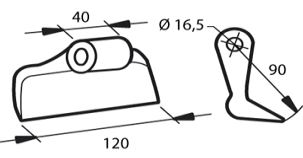
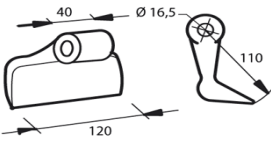
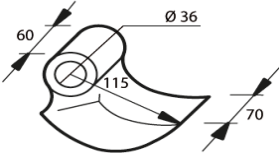
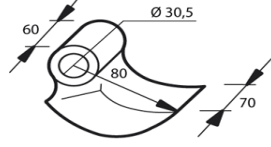
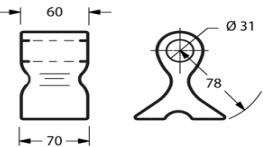
RINIERI

MAZZA STAMPATA LEGGERA	-	MAZ08		16,5	-	1350	BUL10D
---------------------------	---	-------	---	------	---	------	--------

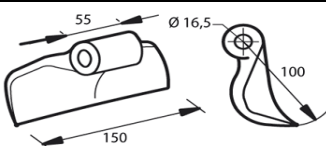
ROUSSEAU

MAZZA STAMPATA	-	MAZ14		25,5	-	470	-
MAZZA STAMPATA RM083	-	MAZ87		25	-	728	-

SEPPI

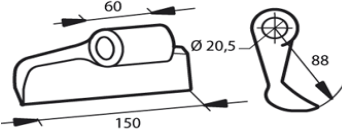
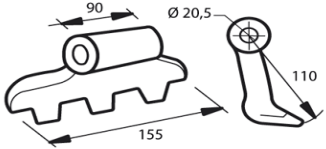
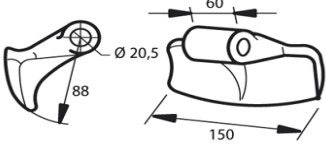
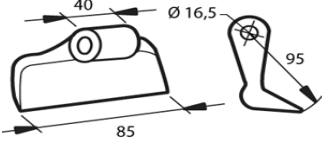
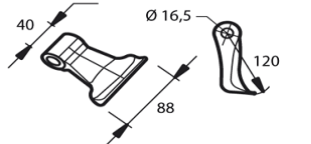
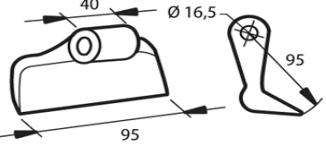
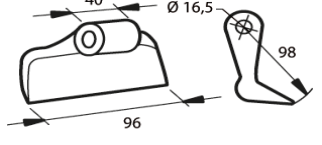
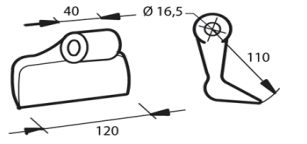
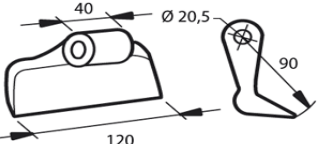
MAZZA STAMPATA	-	MAZ07		16,5	-	1150	BUL10D
MAZZA STAMPATA	-	MAZ08		16,5	-	1350	BUL10D
MAZZA STAMPATA	-	MAZ88		36	-	2480	-
MAZZA STAMPATA FORESTALE	-	MAZ20		30,5	-	1600	-
MAZZA STAMPATA FORESTALE	-	MAZ19		31	-	1530	-

SICMA

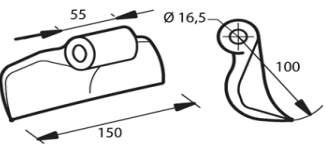
MAZZA STAMPATA	-	MAZ09		16,5	-	1650	BUL10I
----------------	---	-------	--	------	---	------	--------

Marca/Modello Machine brand name Marke Maschine Marque de la machine	Rif. Originale Original code Original-Code Code original	Codice Ref. Nr. Re. Nr. Ref. Nr.	Disegno Draw Zeichnung Dessin	Foro Hole Locher Trous	Interasse Center dist. Achsenabstand Entraxe	Peso Weight Gewicht Poids gr	Accessori Accessories Zubehör Accessoires
---	---	---	--	---------------------------------	---	--	--

SICMA (MIGLIANICO)

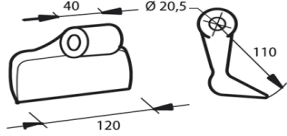
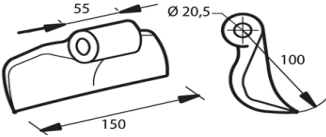
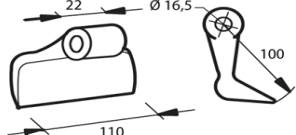
TSL - FB	5716270	MAZ75		20,5	-	1450	-
MAZZA STAMPATA	5706109	MAZ11		20,5	-	1800	-
MAZZA STAMPATA	-	MAZ15		20,5	-	1750	BUL12D
TLX	-	MAZ26		16,5	-	750	-
MAZZA STAMPATA	-	MAZ89		16,5	-	1400	-
TIPO NUOVO TG	-	MAZ90		16,5	-	590	-
MAZZA STAMPATA RM152	-	MAZ91		16,5	-	730	-
MAZZA STAMPATA	-	MAZ08		16,5	-	1350	BUL10D
MAZZA STAMPATA	-	MAZ06		20,5	-	1150	BUL12D

SOVEMA

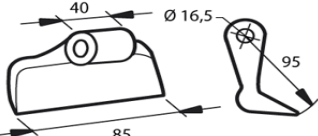
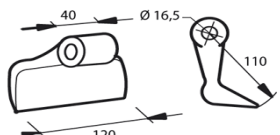
MAZZA STAMPATA	-	MAZ09		16,5	-	1650	BUL10I
----------------	---	-------	--	------	---	------	--------

Marca/Modello Machine brand name Marke Maschine Marque de la machine	Rif. Originale Original code Original-Code Code original	Codice Ref. Nr. Re. Nr. Ref. Nr.	Disegno Draw Zeichnung Dessin	Foro Hole Locher Trous	Interasse Center dist. Achsenabstand Entraxe	Peso Weight Gewicht Poids gr	Accessori Accessories Zubehör Accessoires
---	---	---	--	---------------------------------	---	--	--

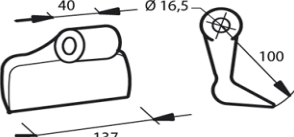
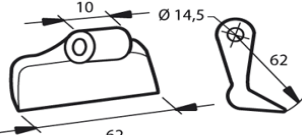
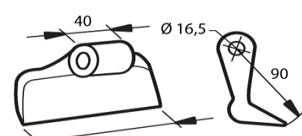
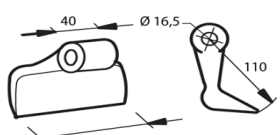
SPEDO

SM	-	MAZ08A		20,5	-	1350	BUL12D
SP	-	MAZ10		20,5	-	1650	BUL12- BUL12D
SL	-	MAZ12B		16,5	-	770	-

TIERRE

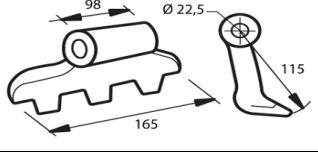
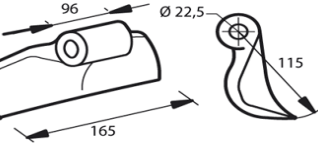
TLX	-	MAZ26		16,5	-	750	-
MAZZA STAMPATA	-	MAZ08		16,5	-	1350	BUL10D

TORTELLA

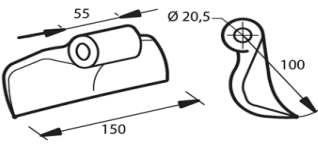
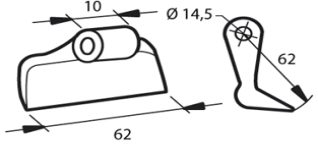
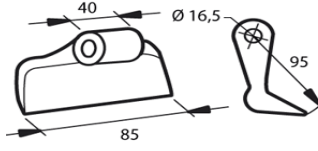
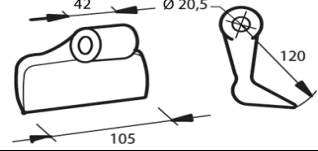
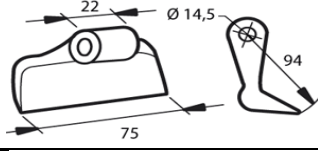
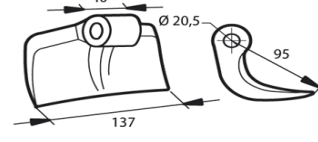
MAZZA STAMPATA	-	MAZ35		16,5	-	1150	BUL10D
MINI MAZZA	-	MAZ45		14,5	-	210	-
MAZZA STAMPATA	-	MAZ07		16,5	-	1150	BUL10D
MAZZA STAMPATA	-	MAZ08		16,5	-	1350	BUL10D

Marca/Modello Machine brand name Marke Maschine Marque de la machine	Rif. Originale Original code Original-Code Code original	Codice Ref. Nr. Re. Nr. Ref. Nr.	Disegno Draw Zeichnung Dessin	Foro Hole Locher Trous	Interasse Center dist. Achsenabstand Entraxe	Peso Weight Gewicht Poids gr	Accessori Accessories Zubehör Accessoires
---	---	---	--	---------------------------------	---	--	--

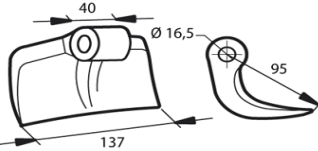
TORTELLA

TR10	-	MAZ56		22,5	-	2000	-
TR10-TR9	-	MAZ52		22,5	-	2000	-

UBALDI

MAZZA STAMPATA	3001119	MAZ10		20,5	-	1650	BUL12- BUL12D
MINI MAZZA	TV800346	MAZ45		14,5	-	210	-
MAZZA STAMPATA	-	MAZ26		16,5	-	750	-
MAZZA STAMPATA	-	MAZ92		20,5	-	1300	-
MAZZA STAMPATA	-	MAZ74A		14,5	-	700	-
MAZZA STAMPATA	-	MAZ01A		20,5	-	1600	-

VIGOLO

MAZZA STAMPATA	-	MAZ01		16,5	-	1600	BUL10D
----------------	---	-------	--	------	---	------	--------

Marca/Modello Machine brand name Marke Maschine Marque de la machine	Rif. Originale Original code Original-Code Code original	Codice Ref. Nr. Re. Nr. Ref. Nr.	Disegno Draw Zeichnung Dessin	Foro Hole Locher Trous	Interasse Center dist. Achsenabstand Entraxe	Peso Weight Gewicht Poids gr	Accessori Accessories Zubehör Accessoires
---	---	---	--	---------------------------------	---	--	--

VIGOLO

MAZZA STAMPATA	-	MAZ12B		16,5	-	770	-
MAZZA STAMPATA	-	MAZ74		16,5	-	700	-
MAZZA STAMPATA	-	MAZ93		26	-	1650	-

VOTEX

MAZZA STAMPATA	-	MAZ64A		20,5	-	1600	-
----------------	---	--------	--	------	---	------	---

WILLIBALD

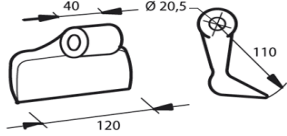
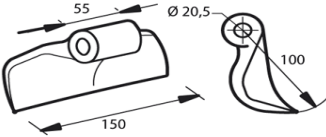
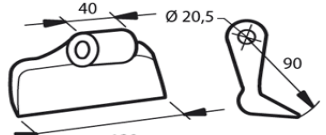
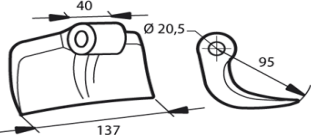
MAZZA STAMPATA	-	MAZ11		20,5	-	1800	-
MAZZA STAMPATA	-	MAZ94		20,5	-	2180	-

ZANON

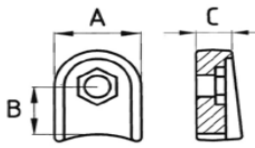
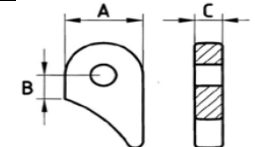
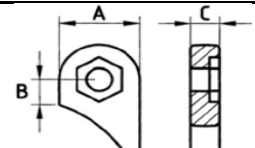
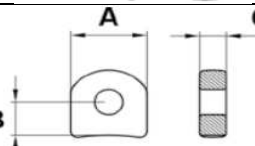
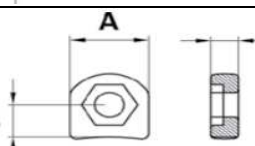
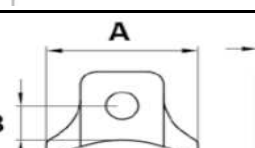
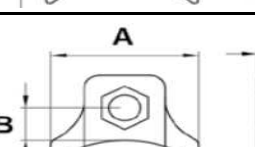
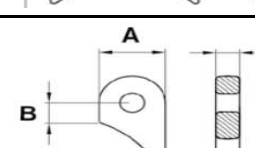
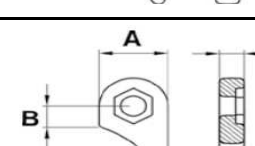
MAZZA STAMPATA	-	MAZ26A		14,5	-	750	-
MAZZA STAMPATA	-	MAZ10		20,5	-	1650	BUL12- BUL12D
MAZZA STAMPATA	-	MAZ06A		14,5	-	1150	-

Marca/Modello Machine brand name Marke Maschine Marque de la machine	Rif. Originale Original code Original-Code Code original	Codice Ref. Nr. Re. Nr. Ref. Nr.	Disegno Draw Zeichnung Dessin	Foro Hole Locher Trous	Interasse Center dist. Achsenabstand Entraxe	Peso Weight Gewicht Poids gr	Accessori Accessories Zubehör Accessoires
---	---	---	--	---------------------------------	---	--	--

ZAPPATOR

MAZZA STAMPATA	-	MAZ08A		20,5	-	1350	BUL12D
MAZZA STAMPATA	-	MAZ10		20,5	-	1650	BUL12- BUL12D
MAZZA STAMPATA	-	MAZ06		20,5	-	1150	BUL12D
MAZZA STAMPATA	-	MAZ01A		20,5	-	1600	-

SUPPORTI Machine brand name Marke Maschine Marque de la machine	Codice Ref. Nr. Re. Nr. Ref. Nr.	Disegno Draw Zeichnung Dessin	Quote Dimensions Abmessungen Dimensions	Piatto Plate Platte Plaque	Foro Hole Locher Trous	Peso Weight Gewicht Poids gr
Supporto Mazza	SM001		A= 50 B=30 C=16	50X16	16,5	260
Supporto Mazza esagono	SM002		A= 50 B=30 C=16	50X16	16,5	260
Supporto Mazza	SM023		A= 50 B=25,5 C=18	50X18	16,5	300
Supporto Mazza esagono	SM022		A= 50 B=25,5 C=18	50X18	16,5	280
Supporto Mazza	SM008		A= 50 B=30 C=20	50X20	18,5	310
Supporto Mazza esagono	SM007		A= 50 B=30 C=20	50X20	18,5	300
Supporto Mazza	SM008		A= 50 B=32 C=18	50X18	20,5	310
Supporto Mazza esagono	SM007		A= 50 B=32 C=18	50X18	20,5	300
Supporto Mazza Orsi	SM003		A= 45 B=25 C=24	49x24	12,3	240
Supporto Mazza Orsi	SM004		A= 54 B=36 C=28	50x28	16,5	460

SUPPORTI Machine brand name Marke Maschine Marque de la machine	Codice Ref. Nr. Re. Nr. Ref. Nr.	Disegno Draw Zeichnung Dessin	Quote Dimensions Abmessungen Dimensions	Piatto Plate Platte Plaque	Foro Hole Locher Trous	Peso Weight Gewicht Poids gr
Supporto Mazza Orsi	SM005		A= 54 B=36 C=28	50x28	16,5	450
Supporto Mazza MEAAT	SM006		A= 50 B=18 C=18	50x18	16,5	350
Supporto Mazza MEAAT	SM011		A= 50 B=18 C=18	50x18	16,5	330
Supporto Mazza Becchio	SM012		A= 52 B=27 C=18	50x18	19,5	290
Supporto Mazza Becchio	SM013		A= 52 B=27 C=18	50x18	19,5	270
Supporto Mazza Willibald	SM014		A= 95 B=26 C=19	95x19	20,5	400
Supporto Mazza Willibald	SM015		A= 95 B=26 C=19	95x19	20,5	380
Supporto Mazza Alpego	SM016		A= 50 B=27,5 C=18	50x18	18,5	350
Supporto Mazza Alpego	SM017		A= 50 B=27,5 C=18	50x18	18,5	330