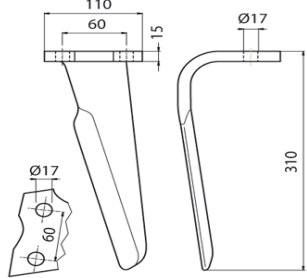
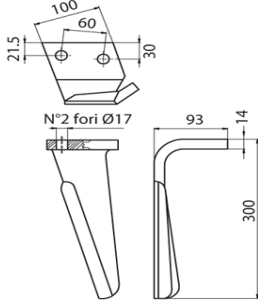
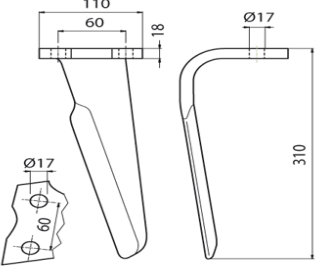
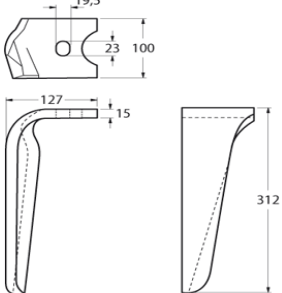
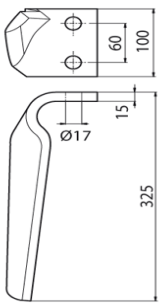
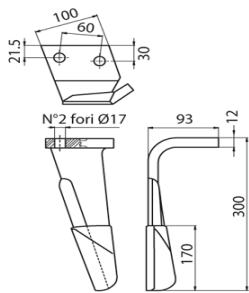
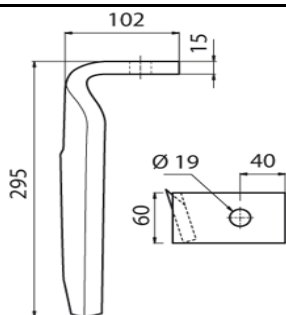
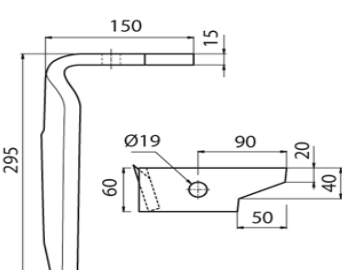
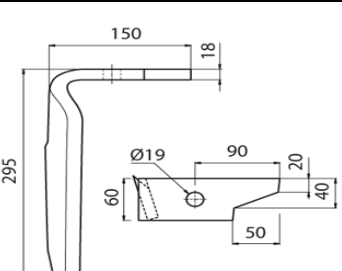
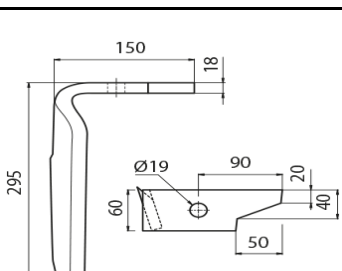
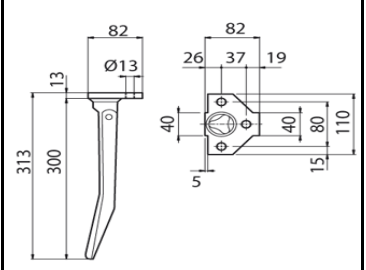
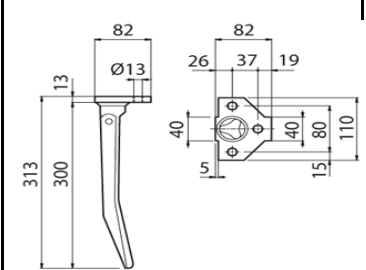
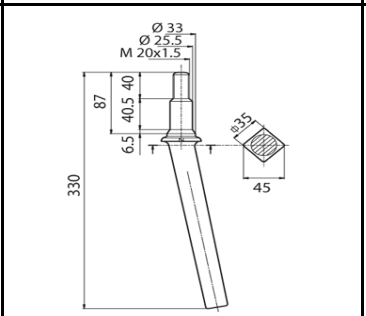
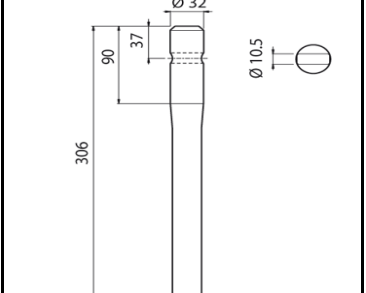
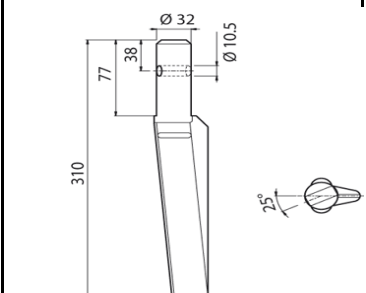


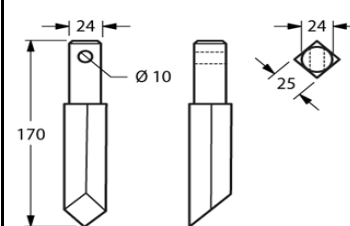
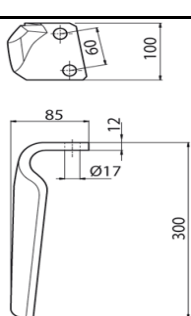
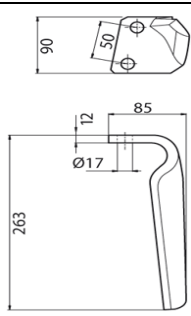
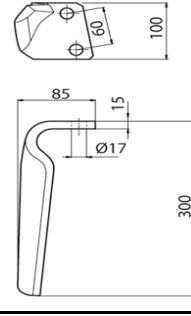
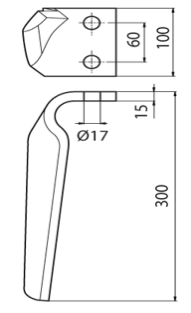
Marca/Modello Machine brand name Marke Maschine Marque de la machine	Rif. Originale Original code Original-Code Code original	Codice Ref. Nr. Re. Nr. Ref. Nr.	Disegno Draw Zeichnung Dessin	Piatto Plate Platte Plaque	Fori Holes Locher Trous	Interasse Center dist. Achsenabstand Entraxe	Peso Weight Gewicht Poids gr	Accessori Accessories Zubehör Accessoires
<b>AGRAM - SIMONS</b> DX+SX	-	ZA086		100X16	16,5	66	2900	-
<b>AGROMECC MS/EP</b> DX+SX STAMPATO	-	ZA087		100x16	16,5	68	2850	BUL10F
<b>AGROMECC ME</b> DX+SX	-	ZA088		90X12	17	50	1660	ZM054 ZM082 BUL23
<b>AIO</b> DX+SX	-	<b>ZA061</b> (DR063 B)		100X15	17	66	2400	-
<b>ALPEGO</b> DX+SX NUOVO MOD.	<b>DF 1270</b>	<b>ZA042</b>		100X12	17	60	1960	BUL08

Marca/Modello Machine brand name Marke Maschine Marque de la machine	Rif. Originale Original code Original-Code Code original	Codice Ref. Nr. Re. Nr. Ref. Nr.	Disegno Draw Zeichnung Dessin	Piatto Plate Platte Plaque	Fori Holes Locher Trous	Interasse Center dist. Achsenabstand Entraxe	Peso Weight Gewicht Poids	Accessori Accessories Zubehör Accessoires
ALPEGO DX+SX DH PESANTE	3000/1	ZA042A		110x15	17	60	2600	-
ALPEGO DX+SX	DG 06700/1	ZA042B		100x14	21,5	60	2280	-
ALPEGO DX+SX	RH-07400/1	ZA042C		110x18	17	60	3120	-
ALPEGO ATTACCO RAPIDO	5650/51	ZA067		100x15	23	-	2500	-
DF PESANTE DX+SX	-	ZA042D		100X15	17	60	2740	-

Marca/Modello Machine brand name Marke Maschine Marque de la machine	Rif. Originale Original code Original-Code Code original	Codice Ref. Nr. Re. Nr. Ref. Nr.	Disegno Draw Zeichnung Dessin	Piatto Plate Platte Plaque	Fori Holes Locher Trous	Interasse Center dist. Achsenabstand Entraxe	Peso Weight Gewicht Poids	Accessori Accessories Zubehör Accessoires
<b>ALPEGO D 01270S CON RIPORTO DX+SX</b>	<b>01270S</b>	<b>ZA042R</b>		100X12	17	60	2000	-
<b>AMAZONE DX+SX</b>	<b>951011</b>	<b>ZA097</b>		60X15	19	-	2200	-
<b>AMAZONE KE02 DX+SX</b>	<b>950788</b>	<b>ZA098</b>		60X15	19	-	2200	-
<b>AMAZONE KE PESANTE DX+SX</b>	<b>954426</b>	<b>ZA098A</b>		60X18	19	-	2700	-
<b>AMAZONE KE PESANTE DX+SX</b>	-	<b>ZA098B</b>		60X18	19	-	2300	-

Marca/Modello Machine brand name Marke Maschine Marque de la machine	Rif. Originale Original code Original-Code Code original	Codice Ref. Nr. Re. Nr. Ref. Nr.	Disegno Draw Zeichnung Dessin	Piatto Plate Platte Plaque	Fori Holes Locher Trous	Interasse Center dist. Achsenabstand Entraxe	Peso Weight Gewicht Poids	Accessori Accessories Zubehör Accessoires
<b>AMAZONE CULTIMIX DX+SX</b>	<b>962337</b>	<b>DR071</b>		120X15	19	-	3800	-
<b>AMAZONE CULTIMIX DX+SX</b>	<b>6574300</b>	<b>DR071A</b>		120X15	19	-	3000	-
<b>AMAZONE CULTIMIX DX+SX</b>	<b>967495</b>	<b>DR071B</b>		120X15	19	-	3660	-
<b>AMAZONE DX+SX</b>	<b>6807400</b>	<b>ZA099</b>		130X12	17	-	2700	-
<b>AMAZONE KE 30 DX+SX</b>	<b>6807400</b>	<b>ZA102</b>		120X10	17	-	2550	-

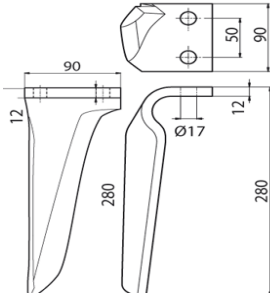
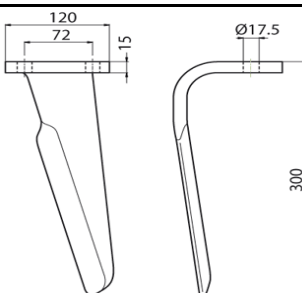
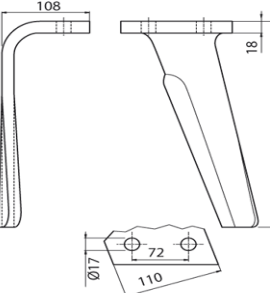
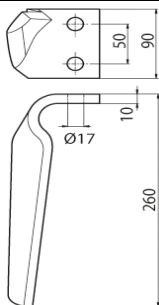
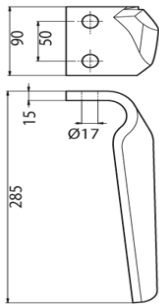
Marca/Modello Machine brand name Marke Maschine Marque de la machine	Rif. Originale Original code Original-Code Code original	Codice Ref. Nr. Re. Nr. Ref. Nr.	Disegno Draw Zeichnung Dessin	Piatto Plate Platte Plaque	Fori Holes Locher Trous	Interasse Center dist. Achsenabstand Entraxe	Peso Weight Gewicht Poids	Accessori Accessories Zubehör Accessoires
<b>AMAZONE AVANTI</b>	<b>63031</b>	<b>ZA100</b>		110X13	13	-	1680	-
<b>AMAZONE DIETRO</b>	<b>63021</b>	<b>ZA101</b>		110X13	13	-	1680	-
<b>BREVIGLIERI RS/431</b>	-	<b>DR001</b>		-	-	-	1070	DAD02
<b>BREVIGLIERI TB/188</b>	-	<b>DR002</b>		-	-	-	1330	-
<b>BREVIGLIERI TB/333 DX+SX</b>	<b>32069</b>	<b>DR003</b>		-	-	-	1370	-

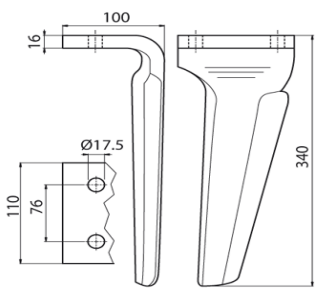
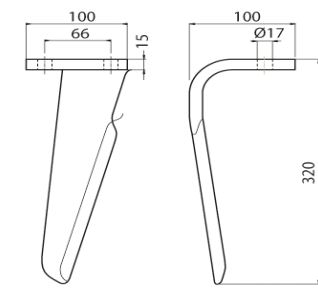
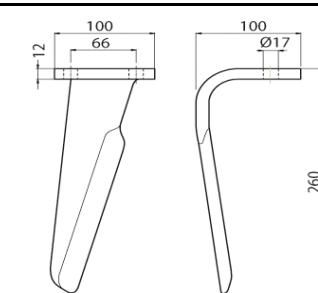
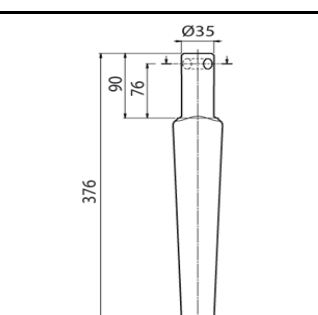
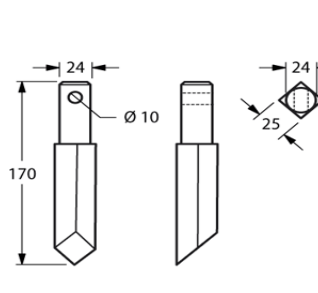
Marca/Modello Machine brand name Marke Maschine Marque de la machine	Rif. Originale Original code Original-Code Code original	Codice Ref. Nr. Re. Nr. Ref. Nr.	Disegno Draw Zeichnung Dessin	Piatto Plate Platte Plaque	Fori Holes Locher Trous	Interasse Center dist. Achsenabstand Entraxe	Peso Weight Gewicht Poids	Accessori Accessories Zubehör Accessoires
<b>BREVIGLIERI DENTE SPIKE</b>	<b>1680</b>	<b>DR049</b>		-	10	-	750	-
<b>BREVIGLIERI LEADER T.51 DX+SX</b>	<b>88310</b>	<b>ZB108</b>		100X12	17	60	1900	BUL08
<b>BREVIGLIERI ALPHA DX+SX</b>	<b>17740</b>	<b>ZB108A</b>		90X12	17	50	1600	BUL08
<b>BREVIGLIERI T. 51 RINF DX+SX</b>		<b>ZB108B</b>		100X15	17	60	2400	BUL08
<b>BREVIGLIERI EL-EM DX+SX</b>	<b>60184</b>	<b>ZB108C</b>		100X15	17	60	2300	BUL08

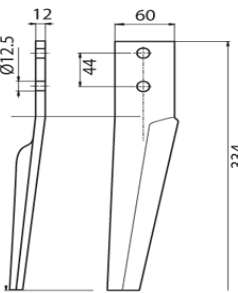
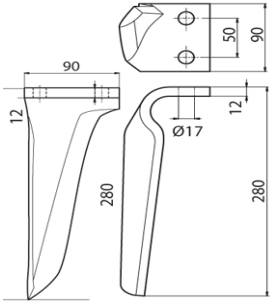
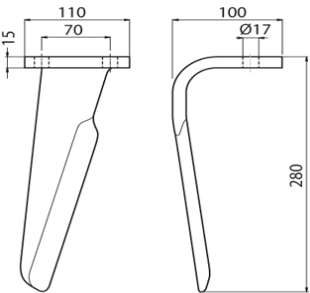
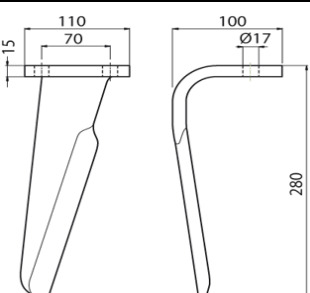
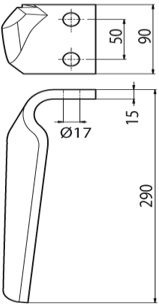
Marca/Modello Machine brand name Marke Maschine Marque de la machine	Rif. Originale Original code Original-Code Code original	Codice Ref. Nr. Re. Nr. Ref. Nr.	Disegno Draw Zeichnung Dessin	Piatto Plate Platte Plaque	Fori Holes Locher Trous	Interasse Center dist. Achsenabstand Entraxe	Peso Weight Gewicht Poids	Accessori Accessories Zubehör Accessoires
<b>BREVIGLIERI MEK FARMER DX+SX</b>	<b>88310</b>	<b>ZB108D</b>		100X15	17	60	2000	BUL08
<b>BREVIGLIERI SUPERFAST DX+SX</b>	<b>E0100129</b>	<b>ZB134</b>		100X15	31,5	-	2600	-
<b>BREVIGLIERI TB</b>	<b>33054</b>	<b>ZB106</b>		45X14	13	55	1200	-
<b>BREVIGLIERI T. 25V</b>	-	<b>ZB106B</b>		50X12	13	55	1000	-
<b>BREVIGLIERI T. 25V DX+SX</b>	-	<b>ZB107</b>		60X12	13	65	1500	-

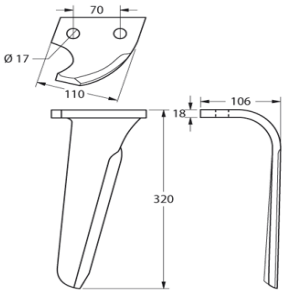
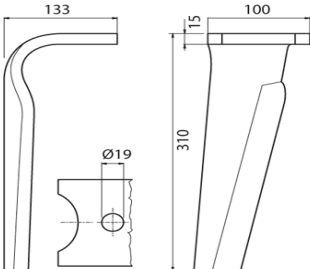
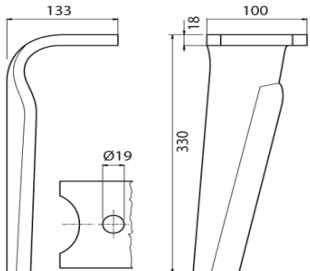
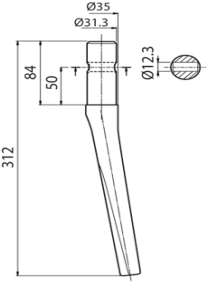
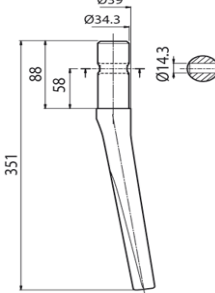
Marca/Modello Machine brand name Marke Maschine Marque de la machine	Rif. Originale Original code Original-Code Code original	Codice Ref. Nr. Re. Nr. Ref. Nr.	Disegno Draw Zeichnung Dessin	Piatto Plate Platte Plaque	Fori Holes Locher Trous	Interasse Center dist. Achsenabstand Entraxe	Peso Weight Gewicht Poids	Accessori Accessories Zubehör Accessoires
<b>CARRARO</b> TRINAGOLARE	-	<b>DR062</b>		34	-	-	1080	-
<b>CARRARO</b> GYROTILLER DX+SX	-	<b>DR051</b>		90X14	17	57	2300	-
<b>CECCATO</b> INNESTO CILINDRICO	-	<b>ZC123</b>		32	-	-	1360	-
<b>CELLI</b> FRANGOR- PIONEER	<b>4225384</b>	<b>DR077</b>		30	-	-	1050	-
<b>CELLI</b> CONICO	-	<b>DR006C</b>		-	-	-	1120	-

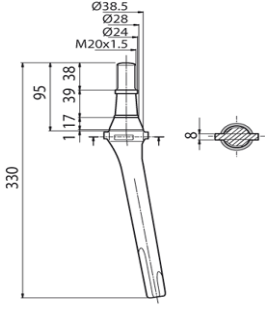
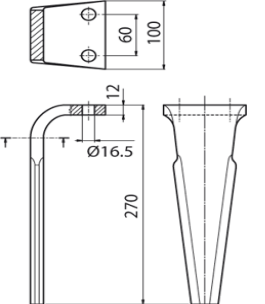
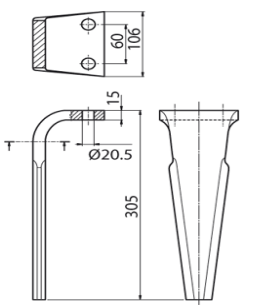
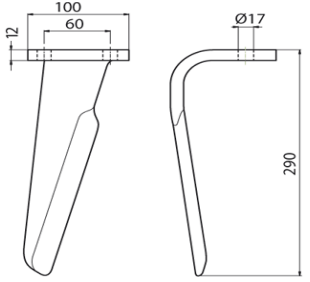
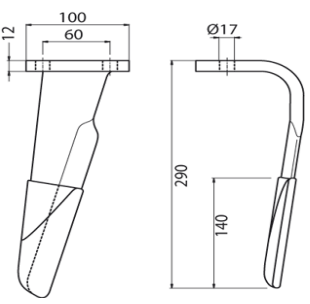


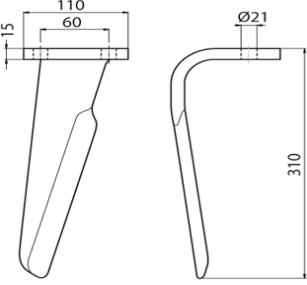
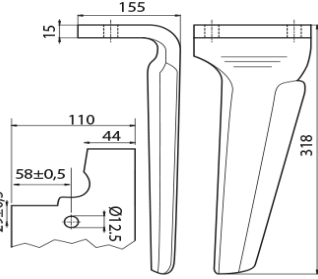
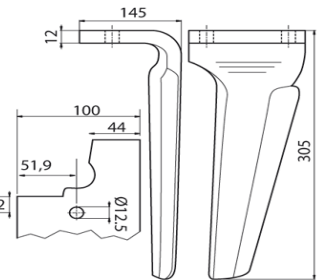
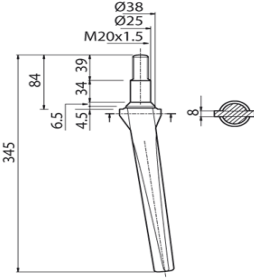
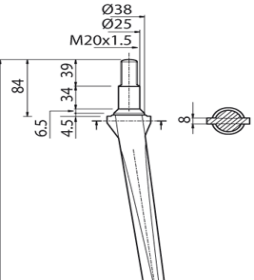
Marca/Modello Machine brand name Marke Maschine Marque de la machine	Rif. Originale Original code Original-Code Code original	Codice Ref. Nr. Re. Nr. Ref. Nr.	Disegno Draw Zeichnung Dessin	Piatto Plate Platte Plaque	Fori Holes Locher Trous	Interasse Center dist. Achsenabstand Entraxe	Peso Weight Gewicht Poids	Accessori Accessories Zubehör Accessoires
<b>CELLI RANGER ER - B</b> DX+SX	<b>622715/715</b>	<b>ZC064</b>		90X12	17	50	1660	-
<b>CELLI ENERGY KR</b> DX+SX	<b>622603</b>	<b>ZC087</b>		120X15	17,5	72	2400	-
<b>CELLI</b> DX+SX	<b>622614</b>	<b>ZC087B</b>		110X18	17	72	3020	-
<b>CELLI TIPO GO</b> DX+SX	<b>622733</b>	<b>ZC064A</b>		90X10	17	50	1280	ZM054 ZM082 BUL08
<b>CELLI RANGER DENTE SPECIALE</b> DX+SX	<b>622719</b>	<b>ZM031 B</b>		90X15	17	50	2130	-

Marca/Modello Machine brand name Marke Maschine Marque de la machine	Rif. Originale Original code Original-Code Code original	Codice Ref. Nr. Re. Nr. Ref. Nr.	Disegno Draw Zeichnung Dessin	Piatto Plate Platte Plaque	Fori Holes Locher Trous	Interasse Center dist. Achsenabstand Entraxe	Peso Weight Gewicht Poids	Accessori Accessories Zubehör Accessoires
<b>DOWDESWELL DX+SX</b>	-	<b>ZD065</b>		110X16	17	76	3400	-
<b>EMY-ELENFER DX+SX</b>	<b>2901271</b>	<b>ZE003</b>		100X15	17	66	2400	-
<b>EMY-ELENFER DX+SX</b>	<b>2901276</b>	<b>ZE003A</b>		100X12	17	66	1800	-
<b>EROS INNESTO CILINDRICO</b>	-	<b>DR007</b>		-	-	-	2030	-
<b>FALC ROTOKING DENTE QUADRO</b>	<b>240131</b>	<b>DR049</b>		-	-	-	750	RAU06

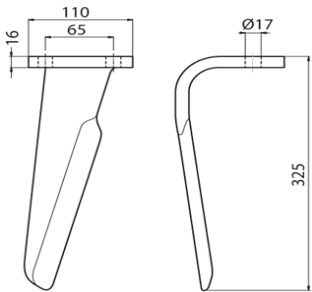
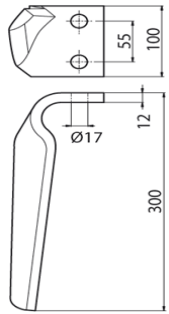
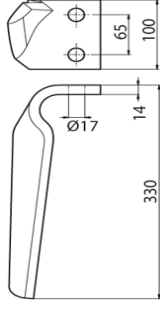
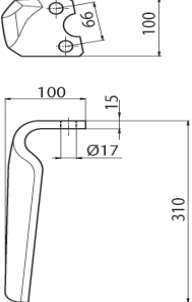
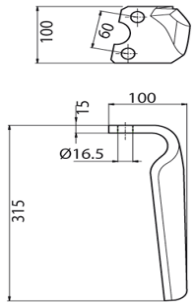
Marca/Modello Machine brand name Marke Maschine Marque de la machine	Rif. Originale Original code Original-Code Code original	Codice Ref. Nr. Re. Nr. Ref. Nr.	Disegno Draw Zeichnung Dessin	Piatto Plate Platte Plaque	Fori Holes Locher Trous	Interasse Center dist. Achsenabstand Entraxe	Peso Weight Gewicht Poids	Accessori Accessories Zubehör Accessoires
<b>FALC PUMA DX+SX</b>	<b>292002</b>	<b>ZF105</b>		60X12	12,5	44	1500	ZM029 BUL06
<b>FALC PUMA DX+SX</b>	<b>512075</b>	<b>ZF053</b>		90X12	17	50	1660	ZM054 ZM082 BUL08
<b>FALC BIG DX+SX</b>	<b>522036</b>	<b>DR067</b>		110X15	17	70	2400	-
<b>FALC BIG MAGNUM DX+SX</b>	<b>522036</b>	<b>DR067A</b>		110X15	17	70	2770	-
<b>FALC FOX DX+SX</b>	<b>511191</b>	<b>ZF106</b>		90X15	17	50	2000	-

Marca/Modello Machine brand name Marke Maschine Marque de la machine	Rif. Originale Original code Original-Code Code original	Codice Ref. Nr. Re. Nr. Ref. Nr.	Disegno Draw Zeichnung Dessin	Piatto Plate Platte Plaque	Fori Holes Locher Trous	Interasse Center dist. Achsenabstand Entraxe	Peso Weight Gewicht Poids	Accessori Accessories Zubehör Accessoires
<b>FALC MAGNUM DX+SX</b>	<b>540129</b>	<b>ZF107</b>		110X18	17	70	3200	-
<b>FALC SMART ATT. RAPIDO DX+SX</b>	<b>654029</b>	<b>ZF053A</b>		100X15	19	-	2670	-
<b>FALC MAGNUM ATT. RAPIDO DX+SX</b>	<b>541106</b>	<b>ZF053B</b>		100X18	19	-	3300	-
<b>FERABOLI FN</b>	-	<b>DR011</b>		-	-	-	1370	-
<b>FERABOLI FS</b>	-	<b>DR012</b>		-	-	-	1780	-

Marca/Modello Machine brand name Marke Maschine Marque de la machine	Rif. Originale Original code Original-Code Code original	Codice Ref. Nr. Re. Nr. Ref. Nr.	Disegno Draw Zeichnung Dessin	Piatto Plate Platte Plaque	Fori Holes Locher Trous	Interasse Center dist. Achsenabstand Entraxe	Peso Weight Gewicht Poids	Accessori Accessories Zubehör Accessoires
<b>FERABOLI SUPER</b>	-	<b>DR009</b>		-	-	-	1220	DAD02
<b>FERABOLI FN</b>	<b>48010</b>	<b>DR052</b>		100X12	16,5	60	2000	-
<b>FERABOLI FS</b>	<b>48011</b>	<b>DR052A</b>		106X15	20,5	60	2950	-
<b>FERABOLI MASTER 2N DX+SX</b>	-	<b>DR069</b>		100X12	17	60	2050	BUL08
<b>FERABOLI MASTER CON RIPORTO DX+SX</b>	-	<b>DR069R</b>		100X12	17	60	2100	BUL08

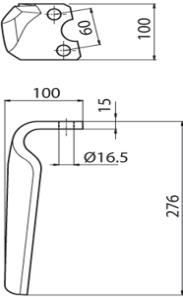
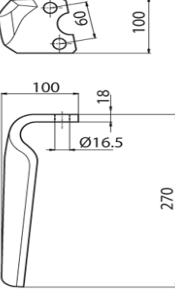
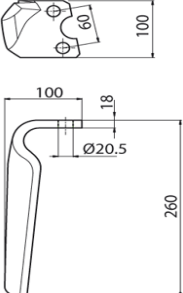
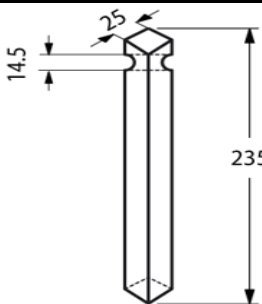
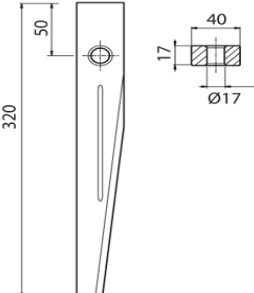
Marca/Modello Machine brand name Marke Maschine Marque de la machine	Rif. Originale Original code Original-Code Code original	Codice Ref. Nr. Re. Nr. Ref. Nr.	Disegno Draw Zeichnung Dessin	Piatto Plate Platte Plaque	Fori Holes Locher Trous	Interasse Center dist. Achsenabstand Entraxe	Peso Weight Gewicht Poids	Accessori Accessories Zubehör Accessoires
<b>FERABOLI TOP 2S DX+SX</b>	<b>7U00008 7U00033</b>	<b>DR070</b>		110X15	21	60	2400	-
<b>FERABOLI ATT. RAP. DX+SX</b>	-	<b>DR070A</b>		110X15	12,5	-	3390	-
<b>FERABOLI ATT. RAP. LEGGERO DX+SX</b>	-	<b>DR070B</b>		110X15	12,5	-	2350	-
<b>FORIGO CILINDRICO</b>	-	<b>DR013</b>		-	-	-	1410	DAD02
<b>FORIGO CILINDRICO</b>	-	<b>DR013</b>		-	-	-	1410	DAD02

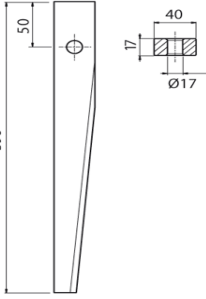
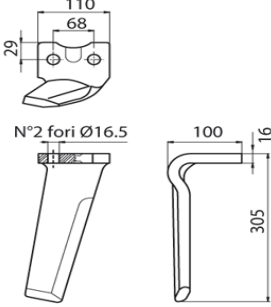
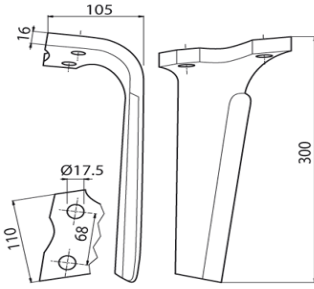
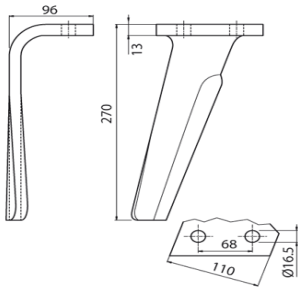
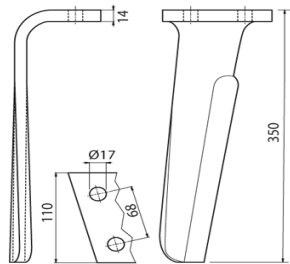
Marca/Modello Machine brand name Marke Maschine Marque de la machine	Rif. Originale Original code Original-Code Code original	Codice Ref. Nr. Re. Nr. Ref. Nr.	Disegno Draw Zeichnung Dessin	Piatto Plate Platte Plaque	Fori Holes Locher Trous	Interasse Center dist. Achsenabstand Entraxe	Peso Weight Gewicht Poids	Accessori Accessories Zubehör Accessoires
<b>FORIGO CONICO</b>	-	<b>DR016</b>		-	-	-	1500	DAD02
<b>FORIGO CONICO PIATTO</b>	-	<b>DR014</b>		-	-	-	1200	DAD02
<b>FORIGO F130</b>	<b>RLM58001</b>	<b>DR053B</b>		105X15	17	50	2250	-
<b>FORIGO F60</b>	<b>RLM71001</b>	<b>DR058</b>		80X12	15	40	1460	-
<b>FORIGO F100</b>	<b>E1005801</b>	<b>DR058B</b>		95X12	15	40	1700	-

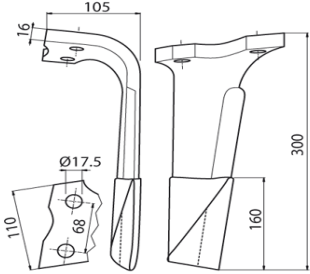
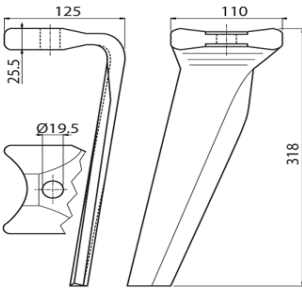
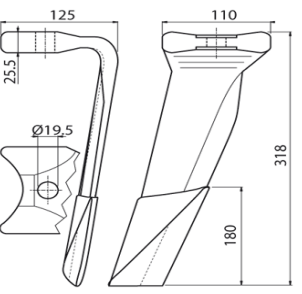
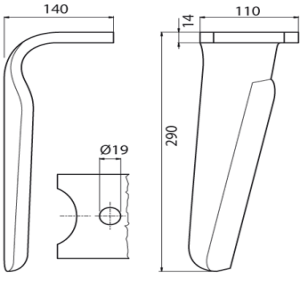
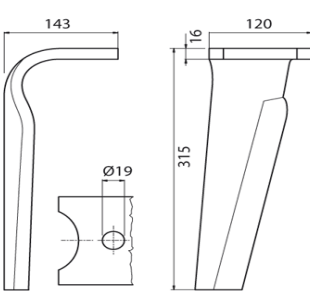
Marca/Modello Machine brand name Marke Maschine Marque de la machine	Rif. Originale Original code Original-Code Code original	Codice Ref. Nr. Re. Nr. Ref. Nr.	Disegno Draw Zeichnung Dessin	Piatto Plate Platte Plaque	Fori Holes Locher Trous	Interasse Center dist. Achsenabstand Entraxe	Peso Weight Gewicht Poids	Accessori Accessories Zubehör Accessoires
<b>FRANDENT DX+SX</b>	-	<b>DR072</b>		110X16	17	65	2950	-
<b>FRANDENT DX+SX</b>	-	<b>ZF108</b>		100X12	17	55	1860	BUL08
<b>FRANDENT DX+SX</b>	-	<b>DR072A</b>		100X14	17	65	2600	-
<b>FRANDENT DX+SX</b>	-	<b>DR072B</b>		100X15	17	66	2660	-
<b>HOWARD - ROTOVATOR HK DX+SX</b>	<b>185506</b>	<b>DR054</b>		100X15	16,5	60	2500	BUL10F

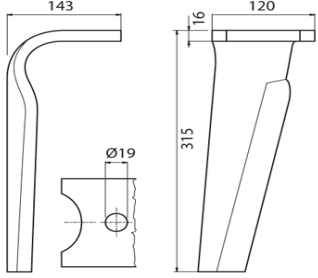
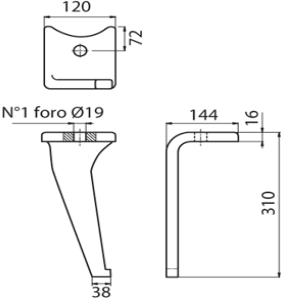
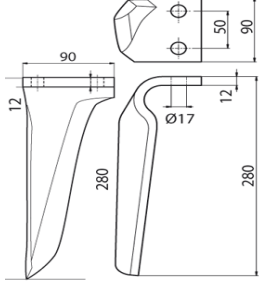
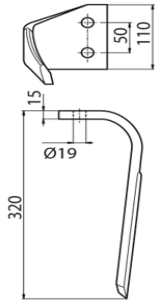
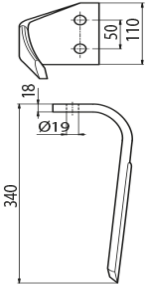


Marca/Modello Machine brand name Marke Maschine Marque de la machine	Rif. Originale Original code Original-Code Code original	Codice Ref. Nr. Re. Nr. Ref. Nr.	Disegno Draw Zeichnung Dessin	Piatto Plate Platte Plaque	Fori Holes Locher Trous	Interasse Center dist. Achsenabstand Entraxe	Peso Weight Gewicht Poids	Accessori Accessories Zubehör Accessoires
<b>HOWARD - ROTOVATOR</b> HK DX+SX	<b>185516</b>	<b>DR054A</b>		100X15	16,5	60	2350	BUL10F
<b>HOWARD - ROTOVATOR</b> HK DX+SX	<b>185536</b>	<b>DR054B</b>		100X18	16,5	60	2650	BUL10F
<b>HOWARD - ROTOVATOR</b> HK DX+SX	<b>182940</b>	<b>DR066</b>		100X15	14,5	60	2500	BUL10F
<b>HOWARD - ROTOVATOR</b> HK DX+SX	<b>182936</b>	<b>DR066A</b>		100X12	14,5	60	1800	-
<b>HOWARD - ROTOVATOR</b> HK DX+SX	<b>182938</b>	<b>DR066B</b>		100X15	14,5	60	2350	-

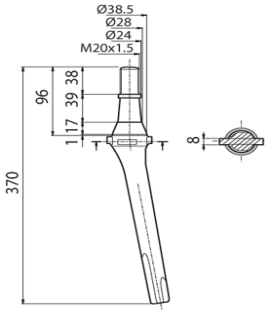
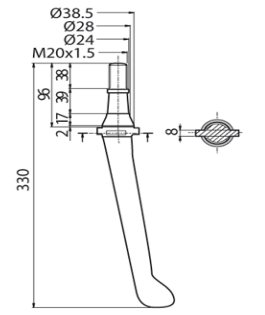
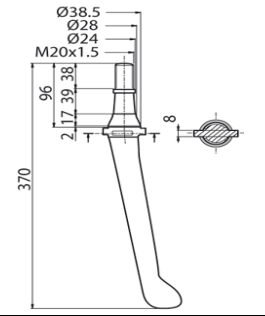
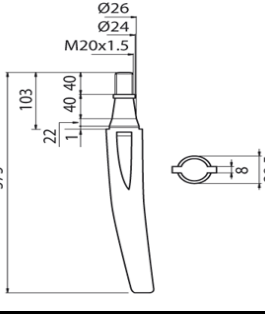
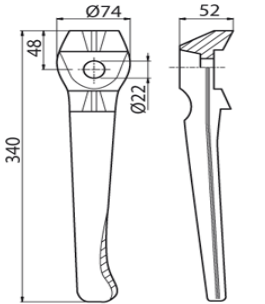
Marca/Modello Machine brand name Marke Maschine Marque de la machine	Rif. Originale Original code Original-Code Code original	Codice Ref. Nr. Re. Nr. Ref. Nr.	Disegno Draw Zeichnung Dessin	Piatto Plate Platte Plaque	Fori Holes Locher Trous	Interasse Center dist. Achsenabstand Entraxe	Peso Weight Gewicht Poids	Accessori Accessories Zubehör Accessoires
KRONE DX+SX	492600	ZK021		100X15	16,5	60	2560	-
KRONE DX+SX	492602	ZK022		100X18	16,5	60	2650	-
KRONE DX+SX	492757	ZK023		100X18	20,5	60	2650	-
KRONE DENTE ROTORE	514486-1	ZK024		-	-	-	1010	-
KUHN A 1 FORO	525037	ZK025		40X17	17	-	1400	-

Marca/Modello Machine brand name Marke Maschine Marque de la machine	Rif. Originale Original code Original-Code Code original	Codice Ref. Nr. Re. Nr. Ref. Nr.	Disegno Draw Zeichnung Dessin	Piatto Plate Platte Plaque	Fori Holes Locher Trous	Interasse Center dist. Achsenabstand Entraxe	Peso Weight Gewicht Poids	Accessori Accessories Zubehör Accessoires
<b>KUHN A 1 FORO</b>	<b>525106</b>	<b>ZK026</b>		40X17	17	-	1500	-
<b>KUHN DX+SX</b>	<b>525394</b>	<b>ZK007</b>		110X16	16,5	68	2850	BUL10F
<b>KUHN ECO DX+SX</b>	<b>525604</b>	<b>ZK007A</b>		110X16	17,5	68	2900	BUL10F
<b>KUHN DX+SX</b>	<b>525494</b>	<b>ZK007B</b>		110X13	17,5	68	2080	BUL10F
<b>KUHN DX+SX</b>	<b>525524</b>	<b>ZK007C</b>		110X14	17	68	2720	BUL10F

Marca/Modello Machine brand name Marke Maschine Marque de la machine	Rif. Originale Original code Original-Code Code original	Codice Ref. Nr. Re. Nr. Ref. Nr.	Disegno Draw Zeichnung Dessin	Piatto Plate Platte Plaque	Fori Holes Locher Trous	Interasse Center dist. Achsenabstand Entraxe	Peso Weight Gewicht Poids	Accessori Accessories Zubehör Accessoires
<b>KUHN DX+SX</b>	-	<b>ZK007R</b>		110X16	17,5	68	3000	BUL10F
<b>KUHN ATTACCO RAPIDO DX+SX</b>	<b>525964/5</b>	<b>ZK014</b>		110X25	19,5	-	3200	-
<b>KUHN ATTACCO RAPIDO DX+SX</b>	<b>525964/5</b>	<b>ZK014R</b>		110X25	19,5	-	3250	-
<b>KUHN ATTACCO RAPIDO DX+SX</b>	<b>K2500081</b>	<b>ZK015</b>		110X14	19	-	2600	-
<b>KUHN ATTACCO RAPIDO DX+SX</b>	<b>K250010</b>	<b>ZK015A</b>		120X16	19	-	3640	-

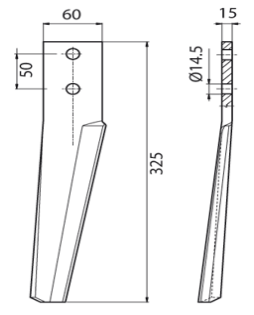
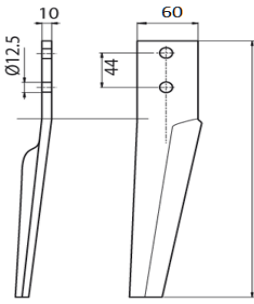
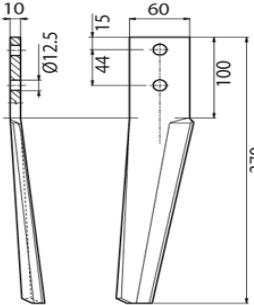
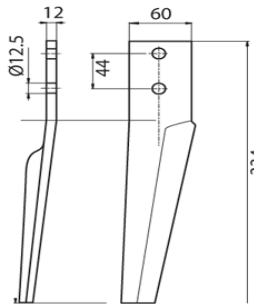
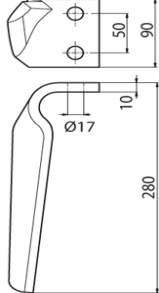
Marca/Modello Machine brand name Marke Maschine Marque de la machine	Rif. Originale Original code Original-Code Code original	Codice Ref. Nr. Re. Nr. Ref. Nr.	Disegno Draw Zeichnung Dessin	Piatto Plate Platte Plaque	Fori Holes Locher Trous	Interasse Center dist. Achsenabstand Entraxe	Peso Weight Gewicht Poids	Accessori Accessories Zubehör Accessoires
<b>KUHN ATTACCO RAPIDO DX+SX</b>	-	<b>ZK015R</b>		120X16	19	-	3700	-
<b>KUHN ATTACCO RAPIDO DX+SX</b>	-	<b>ZK015B</b>		120X16	19	-	3950	-
<b>KVERNELAND - MALETTI ME DX+SX</b>	<b>10146</b>	<b>ZM063</b>		90X12	17	50	1660	BUL08 ZM054 ZM082
<b>KVERNELAND - MALETTI DX+SX</b>	<b>E030146</b>	<b>ZM063 A</b>		110X15	19	50	2880	BUL08 ZM054 ZM082
<b>KVERNELAND - MALETTI DX+SX</b>	<b>80146</b>	<b>ZM119</b>		110X18	19	50	3050	-

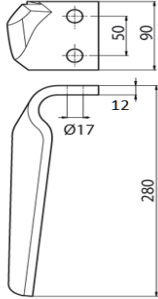
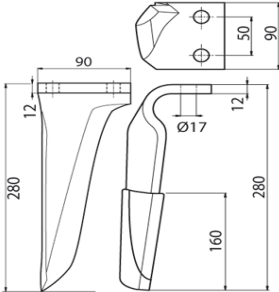
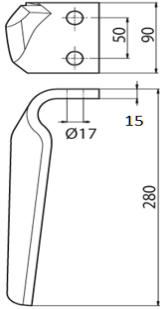
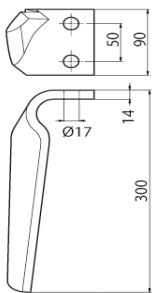
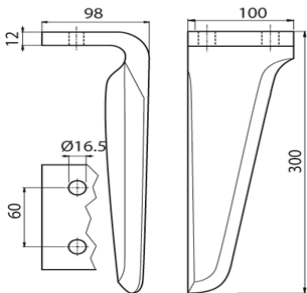
Marca/Modello Machine brand name Marke Maschine Marque de la machine	Rif. Originale Original code Original-Code Code original	Codice Ref. Nr. Re. Nr. Ref. Nr.	Disegno Draw Zeichnung Dessin	Piatto Plate Platte Plaque	Fori Holes Locher Trous	Interasse Center dist. Achsenabstand Entraxe	Peso Weight Gewicht Poids	Accessori Accessories Zubehör Accessoires
<b>KVERNELAND - MALETTI</b> DX+SX	-	<b>ZM119</b> R		110X18	19	50	3050	-
<b>KVERNELAND - MALETTI</b> DX+SX	<b>MA46010150</b>	<b>ZM120</b>		100X15	18,5	-	3080	-
<b>KVERNELAND - MALETTI</b> DX+SX	<b>MA44010150</b>	<b>ZM121</b>		100X18	18,5	-	3750	-
<b>LELY CILINDRICO</b>	<b>11606021</b>	<b>DR017</b>		-	-	-	970	DAD02
<b>LELY CONICO</b>	<b>1160603150</b>	<b>DR018</b>		-	-	-	1220	DAD02

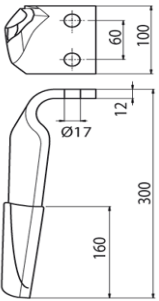
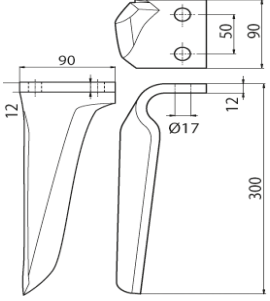
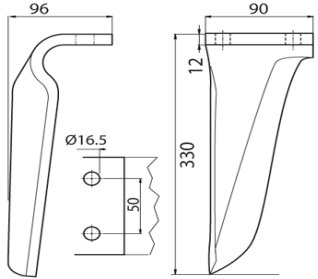
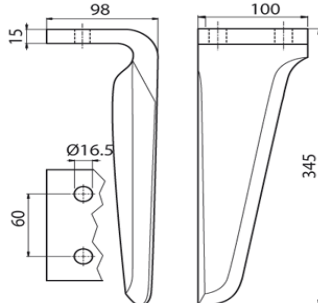
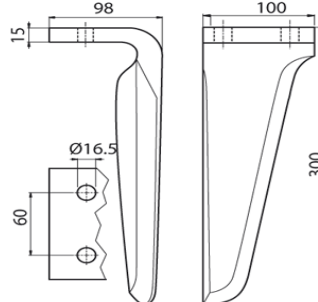
Marca/Modello Machine brand name Marke Maschine Marque de la machine	Rif. Originale Original code Original-Code Code original	Codice Ref. Nr. Re. Nr. Ref. Nr.	Disegno Draw Zeichnung Dessin	Piatto Plate Platte Plaque	Fori Holes Locher Trous	Interasse Center dist. Achsenabstand Entraxe	Peso Weight Gewicht Poids	Accessori Accessories Zubehör Accessoires
LELY CONICO LUNGO	1163214870	DR019		-	-	-	1280	DAD02
LELY CONICO	1169901068	DR018 G		-	-	-	1500	DAD02
LELY CONICO LUNGO	1169901148	DR019 G		-	-	-	1670	DAD02
LELY CONICO A COLTELLO	1163222400	DR063		-	-	-	1650	DAD02
LELY CLUB DX+SX	116990111	DR057		-	-	-	2000	-

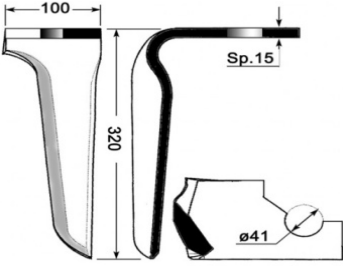
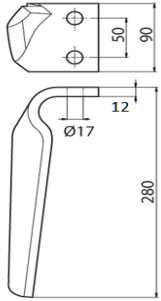
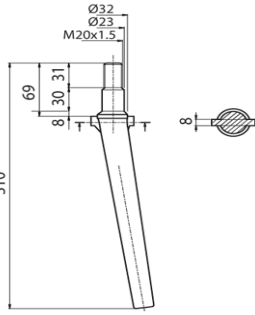
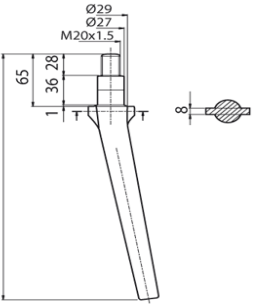
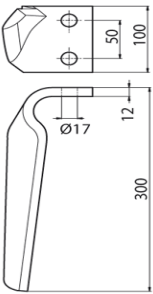
Marca/Modello Machine brand name Marke Maschine Marque de la machine	Rif. Originale Original code Original-Code Code original	Codice Ref. Nr. Re. Nr. Ref. Nr.	Disegno Draw Zeichnung Dessin	Piatto Plate Platte Plaque	Fori Holes Locher Trous	Interasse Center dist. Achsenabstand Entraxe	Peso Weight Gewicht Poids	Accessori Accessories Zubehör Accessoires
LELY CLUB DX+SX	-	DR057L		-	-	-	2110	-
LELY CLUB DX+SX	-	DR057R		-	-	-	2000	-
LEMKEN MZ30 DX+SX	3377032	ZL016		110X18	21,5	70	3450	-
LEMKEN MZ30 DX+SX	-	ZL016R		110X18	21,5	70	3450	-
LEMKEN MZ28 DX+SX	3377022	ZL017		110X15	17	72	2960	-

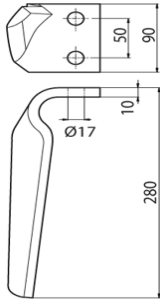
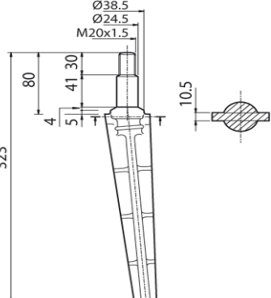
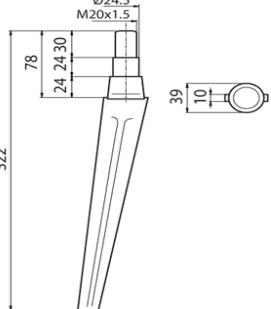
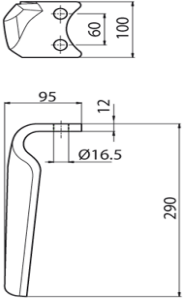
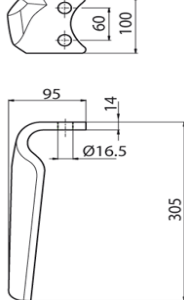


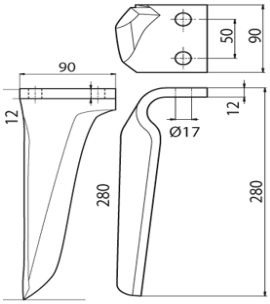
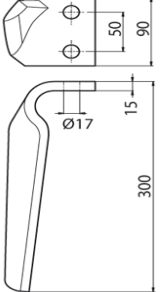
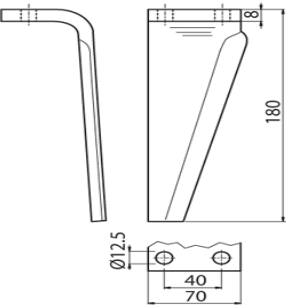
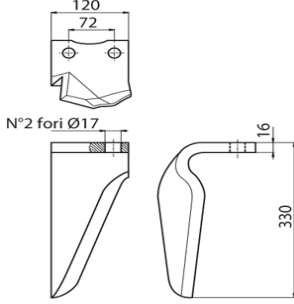
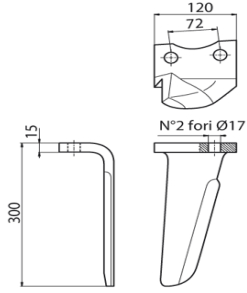
Marca/Modello Machine brand name Marke Maschine Marque de la machine	Rif. Originale Original code Original-Code Code original	Codice Ref. Nr. Re. Nr. Ref. Nr.	Disegno Draw Zeichnung Dessin	Piatto Plate Platte Plaque	Fori Holes Locher Trous	Interasse Center dist. Achsenabstand Entraxe	Peso Weight Gewicht Poids	Accessori Accessories Zubehör Accessoires
<b>MAM DX+SX</b>	-	<b>ZM077</b>		60X15	14,5	50	1800	-
<b>MASCHIO HB/HM - ROTOFRESA DX+SX</b>	<b>100262/3</b>	<b>ZM027</b>		60X10	12,5	44	1250	ZM029 BUL08
<b>MASCHIO HB/HM - ROTOFRESA DX+SX</b>	<b>100262/3</b>	<b>ZM027L</b>		60X10	12,5	44	1380	ZM029 BUL08
<b>MASCHIO HB - ROTOFRESA DX+SX</b>	<b>10100225</b>	<b>ZM028</b>		60X12	12,5	44	1500	ZM029 BUL08
<b>MASCHIO DC - DS - DL - DIAMANTE DX+SX</b>	<b>4400310</b>	<b>ZM031 A</b>		90X10	17	50	1380	ZM054 ZM082 BUL08

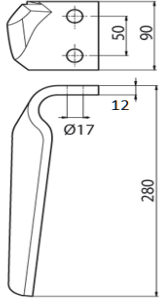
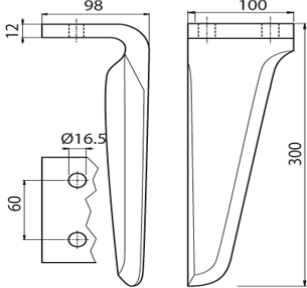
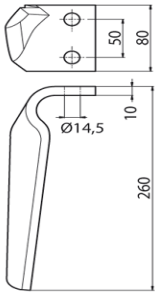
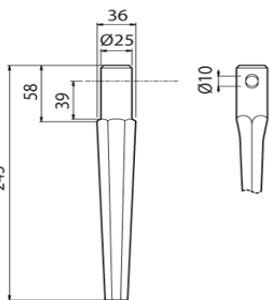
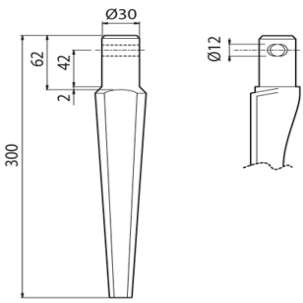
Marca/Modello Machine brand name Marke Maschine Marque de la machine	Rif. Originale Original code Original-Code Code original	Codice Ref. Nr. Re. Nr. Ref. Nr.	Disegno Draw Zeichnung Dessin	Piatto Plate Platte Plaque	Fori Holes Locher Trous	Interasse Center dist. Achsenabstand Entraxe	Peso Weight Gewicht Poids	Accessori Accessories Zubehör Accessoires
<b>MASCHIO DC - DS - DL - DIAMANTE - FALCO - GABBIANO - DAINO DX+SX</b>	<b>27100209/10</b>	<b>ZM031</b>		90X12	17	50	1700	ZM054 ZM082 BUL08
<b>MASCHIO DC - DS - DL - DIAMANTE - FALCO - GABBIANO - DAINO DX+SX</b>	<b>27100209/10</b>	<b>ZM031 R</b>		90X12	17	50	1700	ZM054 ZM082 BUL08
<b>MASCHIO DC - DS - DL - DIAMANTE - FALCO - GABBIANO - DAINO DX+SX</b>	<b>38100222</b>	<b>ZM031 B</b>		90X15	17	50	2100	ZM054 ZM082
<b>MASCHIO DC - DS - DL - DIAMANTE - FALCO - GABBIANO - DAINO DX+SX</b>	-	<b>ZM031 C</b>		90X14	17	50	2200	ZM054 ZM082
<b>MASCHIO DM - AQUILA DX+SX</b>	<b>36100210</b>	<b>ZM030</b>		100X12	17	60	1960	ZM054 ZM081 BUL08

Marca/Modello Machine brand name Marke Maschine Marque de la machine	Rif. Originale Original code Original-Code Code original	Codice Ref. Nr. Re. Nr. Ref. Nr.	Disegno Draw Zeichnung Dessin	Piatto Plate Platte Plaque	Fori Holes Locher Trous	Interasse Center dist. Achsenabstand Entraxe	Peso Weight Gewicht Poids	Accessori Accessories Zubehör Accessoires
<b>MASCHIO DM - AQUILA DX+SX</b>	-	<b>ZM030 R</b>		100X12	17	60	2000	ZM054 ZM081 BUL08
<b>MASCHIO DC- GABBIANO - FALCO - DAINO - DX+SX</b>	-	<b>ZM122</b>		90X12	17	50	1750	ZM054 ZM082 BUL08
<b>MASCHIO DC - DS - DL - DIAMANTE - FALCO - GABBIANO - DAINO DX+SX</b>	<b>38100219</b>	<b>ZM031L</b>		90X12	17	50	2100	ZM054 ZM082
<b>MASCHIO DM - AQUILA - MEGA - JUMBO DX+SX</b>	-	<b>ZM085</b>		100X15	16,5	60	3100	ZM054 ZM081
<b>MASCHIO DM - AQUILA - MEGA - JUMBO DX+SX</b>	<b>36100215</b>	<b>ZM085 A</b>		100X15	16,5	60	2600	ZM054 ZM081

Marca/Modello Machine brand name Marke Maschine Marque de la machine	Rif. Originale Original code Original-Code Code original	Codice Ref. Nr. Re. Nr. Ref. Nr.	Disegno Draw Zeichnung Dessin	Piatto Plate Platte Plaque	Fori Holes Locher Trous	Interasse Center dist. Achsenabstand Entraxe	Peso Weight Gewicht Poids	Accessori Accessories Zubehör Accessoires
<b>MASCHIO</b> ATTACCO RAPPIDO	<b>36100366</b>	<b>ZM104</b>		100X15	41	-	-	-
<b>MERITANO</b> DX+SX	-	<b>ZM031</b>		90X12	17	50	1700	ZM054 ZM082 BUL08
<b>MORENI</b> CILINDRICO	-	<b>DR025</b>		-	-	-	980	DAD02
<b>MORENI</b> CONICO	-	<b>DR026</b>		-	-	-	1200	DAD02
<b>MORENI</b> DX+SX	-	<b>DR068</b>		100X12	17	50	1960	BUL08

Marca/Modello Machine brand name Marke Maschine Marque de la machine	Rif. Originale Original code Original-Code Code original	Codice Ref. Nr. Re. Nr. Ref. Nr.	Disegno Draw Zeichnung Dessin	Piatto Plate Platte Plaque	Fori Holes Locher Trous	Interasse Center dist. Achsenabstand Entraxe	Peso Weight Gewicht Poids	Accessori Accessories Zubehör Accessoires
<b>MORENI DX+SX</b>	-	<b>DR055</b>		90X10	17	50	1380	ZM054 ZM082
<b>MORRA CONICO</b>	-	<b>DR028</b>		-	-	-	1100	DAD02
<b>MORRA CONICO</b>	-	<b>DR030</b>		-	-	-	1500	DAD02
<b>MORRA C DX+SX</b>	<b>7991</b>	<b>ZP060</b>		100X12	16,5	60	1920	BUL08
<b>MORRA C DX+SX</b>	<b>7993</b>	<b>ZP044</b>		100X14	16,5	60	2400	-

Marca/Modello Machine brand name Marke Maschine Marque de la machine	Rif. Originale Original code Original-Code Code original	Codice Ref. Nr. Re. Nr. Ref. Nr.	Disegno Draw Zeichnung Dessin	Piatto Plate Platte Plaque	Fori Holes Locher Trous	Interasse Center dist. Achsenabstand Entraxe	Peso Weight Gewicht Poids	Accessori Accessories Zubehör Accessoires
<b>MURATORI ME3 DX+SX</b>	-	<b>ZM062</b>		90X12	17	50	1660	-
<b>MURATORI DX+SX</b>	-	<b>ZM062 P</b>		90X15	17	50	2300	-
<b>MURATORI ME DX+SX</b>	<b>12007000</b>	<b>ZM062 A</b>		70X8	12,5	40	800	-
<b>NIEMEYER DX+SX</b>	<b>34826</b>	<b>ZN057</b>		120X16	17	72	3050	-
<b>NIEMEYER DX+SX</b>	<b>34578</b>	<b>ZN058</b>		120X15	17	72	2900	-

Marca/Modello Machine brand name Marke Maschine Marque de la machine	Rif. Originale Original code Original-Code Code original	Codice Ref. Nr. Re. Nr. Ref. Nr.	Disegno Draw Zeichnung Dessin	Piatto Plate Platte Plaque	Fori Holes Locher Trous	Interasse Center dist. Achsenabstand Entraxe	Peso Weight Gewicht Poids	Accessori Accessories Zubehör Accessoires
<b>ORTOLAN DX+SX</b>	-	<b>ZM031</b>		90X12	17	50	1660	ZM054 ZM082 BUL08
<b>ORTOLAN BETA DX+SX</b>	-	<b>ZM030</b>		100X12	17	60	1960	ZM054 ZM081 BUL08
<b>ORTOLAN SIRIO DX+SX</b>	-	<b>ZO031</b>		80X10	14,5	50	1180	-
<b>PEGORARO (FORT - PEGORARO)</b>	<b>120501</b>	<b>DR032</b>		-	-	-	630	-
<b>PEGORARO (FORT - PEGORARO) ARG BRAVO</b>	<b>398101</b>	<b>DR033</b>		-	-	-	1360	-

Marca/Modello Machine brand name Marke Maschine Marque de la machine	Rif. Originale Original code Original-Code Code original	Codice Ref. Nr. Re. Nr. Ref. Nr.	Disegno Draw Zeichnung Dessin	Piatto Plate Platte Plaque	Fori Holes Locher Trous	Interasse Center dist. Achsenabstand Entraxe	Peso Weight Gewicht Poids	Accessori Accessories Zubehör Accessoires
PEGORARO (FORT - PEGORARO) VORTICO	6100	DR034		-	-	-	1450	-
PEGORARO (FORT - PEGORARO) C	7862	ZP060		100X12	16,5	50	1920	BUL08
PEGORARO (FORT - PEGORARO) D DX+SX	7869	ZP044		100X14	16,5	60	2400	-
PEGORARO (FORT - PEGORARO) RA2 DX+SX	8075	ZP080		90X10	16,5	50	1300	-
PEGORARO (FORT - PEGORARO) RD AUTOAFFILANTE	8555	ZP081		100X14	16,5	60	1820	-

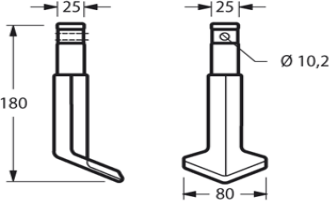
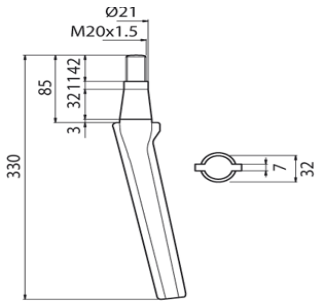
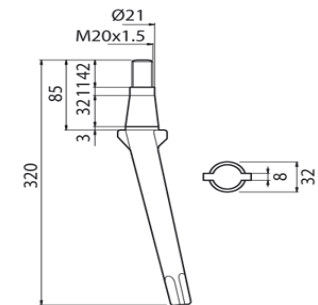
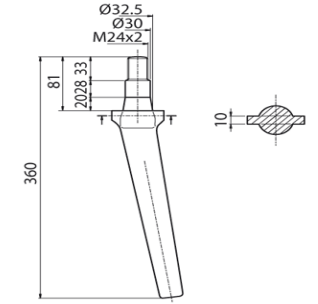
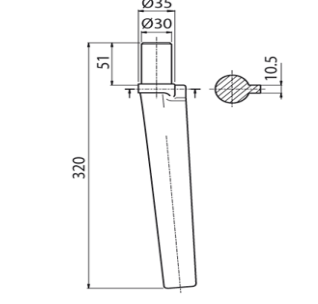


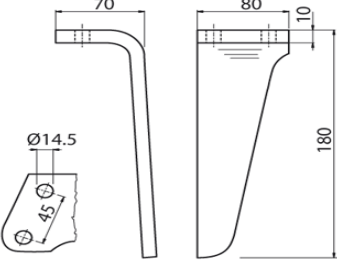
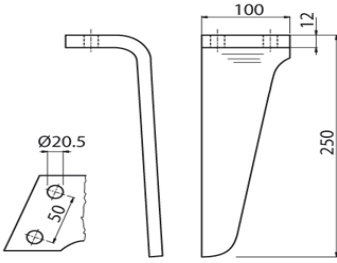
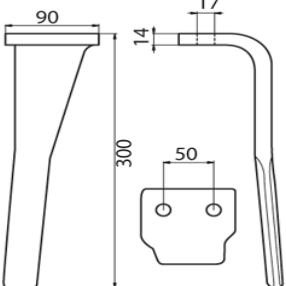
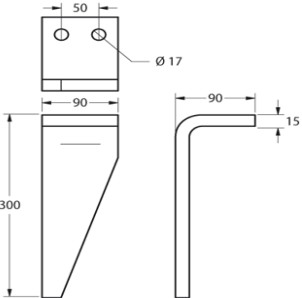
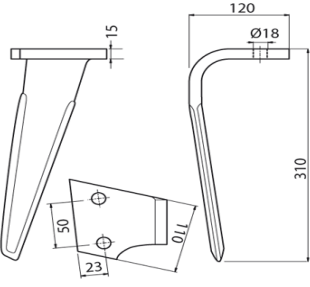
Marca/Modello Machine brand name Marke Maschine Marque de la machine	Rif. Originale Original code Original-Code Code original	Codice Ref. Nr. Re. Nr. Ref. Nr.	Disegno Draw Zeichnung Dessin	Piatto Plate Platte Plaque	Fori Holes Locher Trous	Interasse Center dist. Achsenabstand Entraxe	Peso Weight Gewicht Poids	Accessori Accessories Zubehör Accessoires
PERUGINI CONICO	8555	DR006C		-	-	-	1120	-
PERUGINI CONICO	-	DR006		-	-	-	1420	-
PERUGINI PIATTO	-	ZP082		60X12	13	65	1400	-
PERUGINI DX+SX	-	ZP063		100X15	17	54	2660	-
PERUGINI SK DX+SX	-	ZP063B		100X12	14,5	54	1680	-

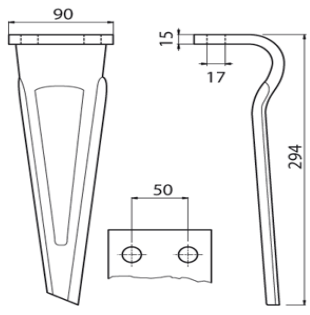
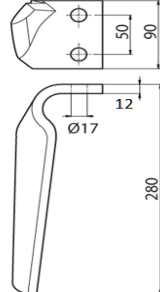
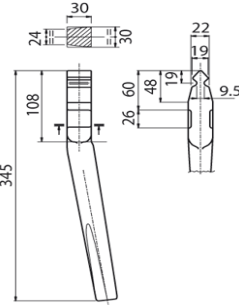
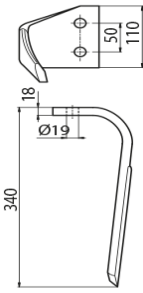
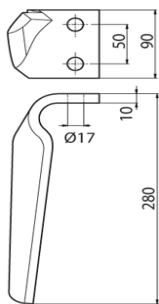
Marca/Modello Machine brand name Marke Maschine Marque de la machine	Rif. Originale Original code Original-Code Code original	Codice Ref. Nr. Re. Nr. Ref. Nr.	Disegno Draw Zeichnung Dessin	Piatto Plate Platte Plaque	Fori Holes Locher Trous	Interasse Center dist. Achsenabstand Entraxe	Peso Weight Gewicht Poids	Accessori Accessories Zubehör Accessoires
<b>PERUGINI DX+SX</b>	-	<b>DR072B</b>		100X15	17	66	2660	-
<b>R2</b>	-	<b>DR076</b>		70X7	10,5	35	440	-
<b>RABEWERK KG26 / KG28 DX+SX</b>	<b>84091201/8 4264301</b>	<b>DR059</b>		80X15	15	40	1960	DR036A
<b>RABEWERK KG26 / KG28 DX+SX</b>	<b>84091201/8 4264301</b>	<b>DR059</b>		80X15	15	40	1960	DR036A
<b>RABEWERK KG26 / KG28 DX+SX</b>	<b>84116205</b>	<b>DR059R</b>		80X15	15	40	1960	DR036A

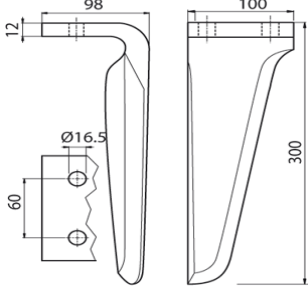
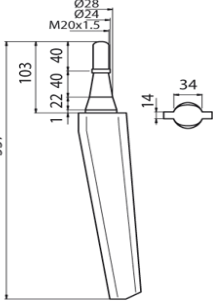
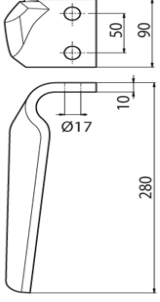
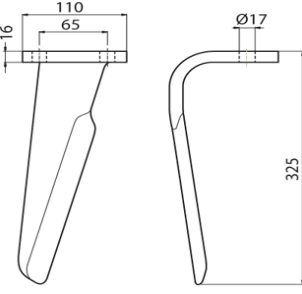
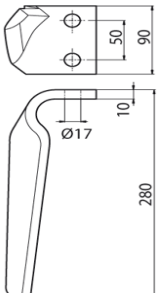
Marca/Modello Machine brand name Marke Maschine Marque de la machine	Rif. Originale Original code Original-Code Code original	Codice Ref. Nr. Re. Nr. Ref. Nr.	Disegno Draw Zeichnung Dessin	Piatto Plate Platte Plaque	Fori Holes Locher Trous	Interasse Center dist. Achsenabstand Entraxe	Peso Weight Gewicht Poids	Accessori Accessories Zubehör Accessoires
<b>RABEWERK KG30</b> DX+SX	<b>84045001/8</b> <b>4274001</b>	<b>DR036</b>		100X15	17	66	2400	DR036A BUL10F
<b>RABEWERK KG30</b> DX+SX	<b>84116203</b>	<b>DR036R</b>		100X15	17	66	2700	DR036A BUL10F
<b>RABEWERK KG41</b> DX+SX	<b>84231801</b>	<b>ZR051</b>		100X18	17	65	2900	BUL10F
<b>RABEWERK KG 410 -</b> VKE DX+SX	<b>84231801</b>	<b>ZR053</b>		100X18	17	65	2930	BUL10F
<b>RABEWERK KG 410 -</b> VKE DX+SX	<b>84322401</b>	<b>ZR052</b>		100X15	17	70	3700	BUL10F

Marca/Modello Machine brand name Marke Maschine Marque de la machine	Rif. Originale Original code Original-Code Code original	Codice Ref. Nr. Re. Nr. Ref. Nr.	Disegno Draw Zeichnung Dessin	Piatto Plate Platte Plaque	Fori Holes Locher Trous	Interasse Center dist. Achsenabstand Entraxe	Peso Weight Gewicht Poids	Accessori Accessories Zubehör Accessoires
RAU DX+SX	E44502	DR060		90X12	17	50	1700	ZM054 ZM082 BUL08
RAU DX+SX	E44504	DR061		100X15	16,5	60	2600	-
RAU INNESTO	37500/23374	DR049		-	10	-	750	BUL01E
RAU INNESTO	35920	DR050		-	10	-	850	-
RAU INNESTO	49048	DR075		-	-	-	1100	-

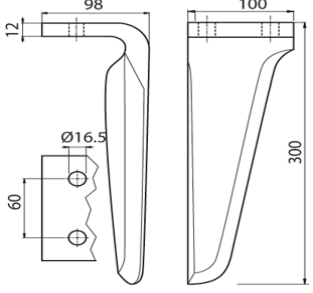
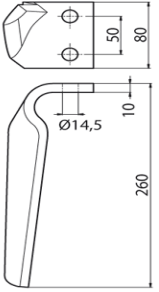
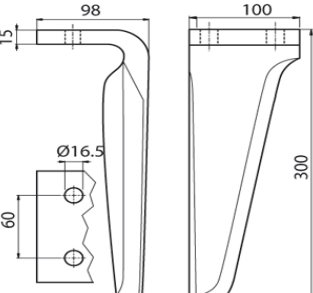
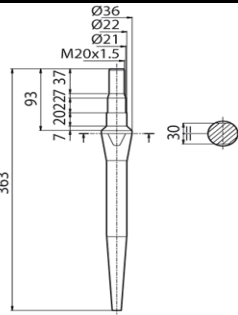
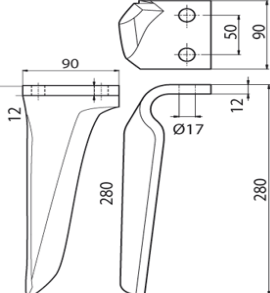
Marca/Modello Machine brand name Marke Maschine Marque de la machine	Rif. Originale Original code Original-Code Code original	Codice Ref. Nr. Re. Nr. Ref. Nr.	Disegno Draw Zeichnung Dessin	Piatto Plate Platte Plaque	Fori Holes Locher Trous	Interasse Center dist. Achsenabstand Entraxe	Peso Weight Gewicht Poids	Accessori Accessories Zubehör Accessoires
<b>RAU PIEDE D'OCA</b>	<b>35921</b>	<b>DR064</b>		-	10,2	-	850	BUL01E
<b>REMAC CONICO PIATTO</b>	-	<b>DR039</b>		-	-	-	1200	DAD02
<b>REMAC CONICO LEGGERO</b>	-	<b>DR037</b>		-	-	-	1100	DAD02
<b>REMAC CONICO PESANTE</b>	-	<b>DR038</b>		-	-	-	1750	-
<b>REMAC LS</b>	-	<b>DR079</b>		-	-	-	1550	-

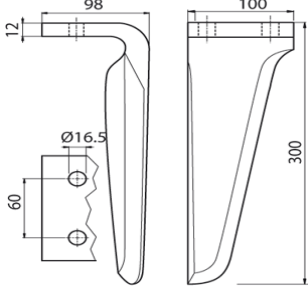
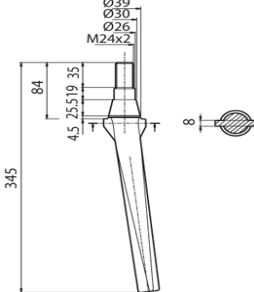
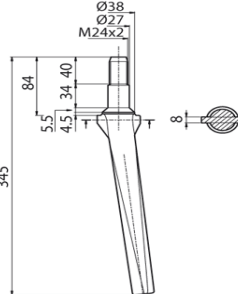
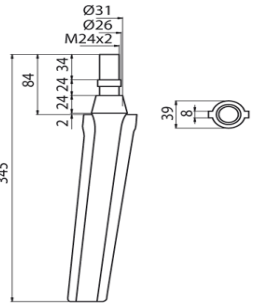
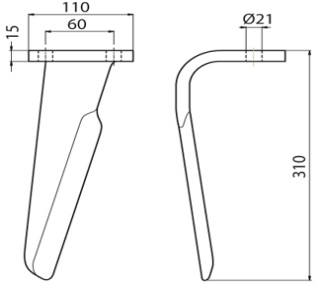
Marca/Modello Machine brand name Marke Maschine Marque de la machine	Rif. Originale Original code Original-Code Code original	Codice Ref. Nr. Re. Nr. Ref. Nr.	Disegno Draw Zeichnung Dessin	Piatto Plate Platte Plaque	Fori Holes Locher Trous	Interasse Center dist. Achsenabstand Entraxe	Peso Weight Gewicht Poids	Accessori Accessories Zubehör Accessoires
RINIERI DX+SX	12709RH	ZR010		80X10	14,5	45	820	-
RINIERI DX+SX	05636RH	ZR011		100X12	20,5	50	1600	-
SICMA (OSTRA VETERE) DX+SX	-	DR055		90X12	17	50	1900	-
SICMA (OSTRA VETERE) EKR - ECK DX+SX	-	DR055A		90X12	17	50	2700	-
SICMA (OSTRA VETERE) DX+SX	-	DR055B		100X15	18	50	2650	-

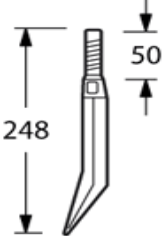
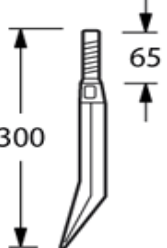
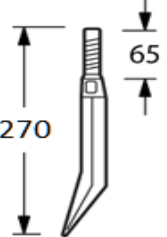
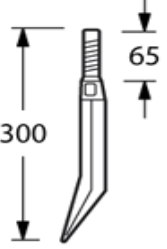
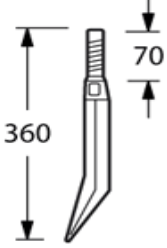
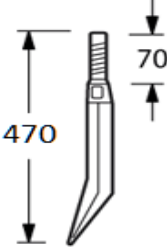
Marca/Modello Machine brand name Marke Maschine Marque de la machine	Rif. Originale Original code Original-Code Code original	Codice Ref. Nr. Re. Nr. Ref. Nr.	Disegno Draw Zeichnung Dessin	Piatto Plate Platte Plaque	Fori Holes Locher Trous	Interasse Center dist. Achsenabstand Entraxe	Peso Weight Gewicht Poids	Accessori Accessories Zubehör Accessoires
<b>SICMA (OSTRA VETERE)</b> MID DX+SX	-	<b>ZS083</b>		90X15	17	50	2000	-
<b>SICMA (OSTRA VETERE)</b> DX+SX	27100209/10	<b>ZM031</b>		90X12	17	50	1700	ZM054 ZM082 BUL08
<b>SICMA (OSTRA VETERE)</b>	5012	<b>ZS084</b>		-	-	-	1400	-
<b>SICMA (OSTRA VETERE)</b> SUPER DX+SX	80146	<b>ZM119</b>		110X18	19	50	3050	-
<b>SOVEMA DX+SX</b>	-	<b>ZM031 A</b>		90X10	17	50	1380	ZM054 ZM082 BUL08

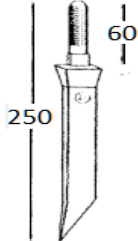

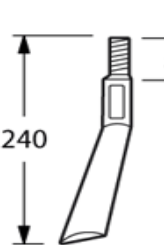
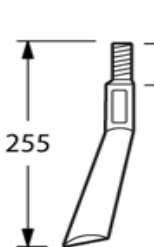
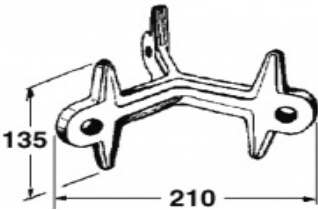

Marca/Modello Machine brand name Marke Maschine Marque de la machine	Rif. Originale Original code Original-Code Code original	Codice Ref. Nr. Re. Nr. Ref. Nr.	Disegno Draw Zeichnung Dessin	Piatto Plate Platte Plaque	Fori Holes Locher Trous	Interasse Center dist. Achsenabstand Entraxe	Peso Weight Gewicht Poids	Accessori Accessories Zubehör Accessoires
<b>SOVEMA DX+SX</b>	-	<b>ZM030</b>		100X12	17	60	1960	ZM054 ZM081 BUL08
<b>SPAPPERI</b>	-	<b>ZS087</b>		-	-	-	1550	DAD02
<b>SPAPPERI DX+SX</b>	-	<b>ZM031 A</b>		90X10	17	50	1380	ZM054 ZM082 BUL08
<b>SULKY DX+SX</b>	<b>980146</b>	<b>DR072</b>		110X16	17	65	2950	-
<b>TORTELLA E3 DX+SX</b>	-	<b>ZM031 A</b>		90X10	17	50	1380	ZM054 ZM082 BUL08

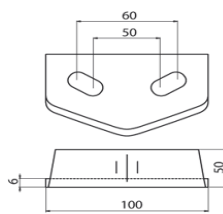
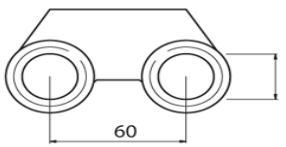
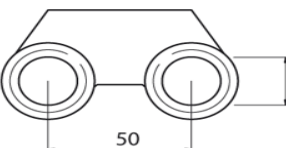
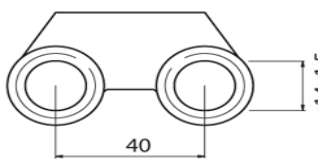
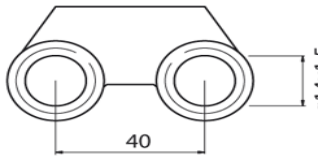



Marca/Modello Machine brand name Marke Maschine Marque de la machine	Rif. Originale Original code Original-Code Code original	Codice Ref. Nr. Re. Nr. Ref. Nr.	Disegno Draw Zeichnung Dessin	Piatto Plate Platte Plaque	Fori Holes Locher Trous	Interasse Center dist. Achsenabstand Entraxe	Peso Weight Gewicht Poids	Accessori Accessories Zubehör Accessoires
<b>TORTELLA E5 DX+SX</b>	-	<b>ZM030</b>		100X12	17	60	1960	ZM054 ZM081 BUL08
<b>TORTELLA DX+SX</b>	-	<b>ZO031</b>		80X10	14,5	50	1180	-
<b>VALENTINI DX+SX</b>	-	<b>ZM085 A</b>		100X15	16,5	60	2600	ZM054 ZM081
<b>VICON</b>	-	<b>ZV035</b>		-	-	-	1050	DAD02
<b>VIGOLO DX+SX</b>	-	<b>ZV025</b>		90X12	50	17	1660	ZM054 ZM082 BUL23

Marca/Modello Machine brand name Marke Maschine Marque de la machine	Rif. Originale Original code Original-Code Code original	Codice Ref. Nr. Re. Nr. Ref. Nr.	Disegno Draw Zeichnung Dessin	Piatto Plate Platte Plaque	Fori Holes Locher Trous	Interasse Center dist. Achsenabstand Entraxe	Peso Weight Gewicht Poids	Accessori Accessories Zubehör Accessoires
<b>VIGOLO DX+SX</b>	-	<b>ZV026</b>		100X12	17	60	1960	ZM054 ZM081 BUL08
<b>VIGOLO CONICO</b>	-	<b>DR045</b>		-	-	-	1540	-
<b>VIGOLO CILINDRICO</b>	-	<b>DR046</b>		-	-	-	1480	-
<b>VIGOLO CONICO PIATTO</b>	-	<b>DR047</b>		-	-	-	1900	-
<b>VIGOLO DX+SX</b>	-	<b>DR070</b>		110X15	21	60	2400	-

Marca/Modello Machine brand name Marke Maschine Marque de la machine	Rif. Originale Original code Original-Code Code original	Codice Ref. Nr. Re. Nr. Ref. Nr.	Disegno Draw Zeichnung Dessin	Filetto Thread Gewinde Fil	Fori Holes Locher Trous	Interasse Center dist. Achsenabstand Entraxe	Peso Weight Gewicht Poids	Accessori Accessories Zubehör Accessoires
DENTE FISSO TIPO QUADRO	3	DF002		16MA	-	-	630	-
DENTE FISSO TIPO QUADRO	4	DF003		20MA	-	-	1050	-
DENTE FISSO TIPO QUADRO	5	DF004		20MA	-	-	1000	-
DENTE FISSO TIPO QUADRO	6	DF005		22MA	-	-	1100	-
DENTE FISSO TIPO QUADRO	8	DF007		24MA	-	-	2100	-
DENTE FISSO TIPO QUADRO	9	DF019		27MA	-	-	2400	-

Marca/Modello Machine brand name Marke Maschine Marque de la machine	Rif. Originale Original code Original-Code Code original	Codice Ref. Nr. Re. Nr. Ref. Nr.	Disegno Draw Zeichnung Dessin	Filetto Thread Gewinde Fil	Fori Holes Locher Trous	Interasse Center dist. Achsenabstand Entraxe	Peso Weight Gewicht Poids	Accessori Accessories Zubehör Accessoires
DENTE FISSO TIPO EG	2	DF009		16MA	-	-	1100	-
DENTE FISSO TIPO EG	3	DF010		20MA	-	-	1150	-
DENTE FISSO TIPO SACK	3	DF014		14MA	-	-	480	-
DENTE FISSO TIPO SACK	4	DF015		16MA	-	-	680	-
DENTE FISSO TIPO HOWARD	-	HOW01		-	-	-	680	-
DENTI PER RULLO PPOSTERIORE	ZM102		Ø 22	-	-	680	-	
	ZM103		Ø 25					
	ZM105		Ø 27					

Marca/Modello Machine brand name Marke Maschine Marque de la machine	Rif. Originale Original code Original-Code Code original	Codice Ref. Nr. Re. Nr. Ref. Nr.	Disegno Draw Zeichnung Dessin	Piatto Plate Platte Plaque	Fori Holes Locher Trous	Interasse Center dist. Achsenabstand Entraxe	Peso Weight Gewicht Poids	Accessori Accessories Zubehör Accessoires
PROTEZIONE HB-HM	10100247	ZM029		100X16	12,5	44	310	-
PROTEZIONE DC-DM	38100215	ZM054		100X6	-	50-60	480	-
PROTEZIONE DC-DM	36100312	ZM081		88X20	16,5	60	210	-
PROTEZIONE DC-DM	38100218	ZM082		77X20	16,5	50	190	-
RABEWERK STAFFA FISSAGGIO KG26 / KG28	-	DR036A		-	14	40	230	-
RABEWERK STAFFA FISSAGGIO KG26 / KG28	-	DR036B		-	14	40	230	-
ANELLE PICCOLE PER HOW01	-	HOW02		FILO 10	-	D. INT. 61	140	-
ANELLE GRANDI PER HOW01	-	HOW03		FILO 12	-	D. INT. 106	327	-